

## How Can We Help you:

Here is Advanced Technology & Industrial Co. Ltd., our goal is to simplify your Science and purchase process. We know that you have plenty of things to worry about. This is why we provide wide range, good quality and different price range product that will give you clarity and confidence each and every time you purchase from us.

We have a CD that include our product: chemicals, solvent, glassware, plasticware, equipment, meter, filter paper and test strip.

To use our catalog and get the most new product information, just need to install our CD disk or visit our website.

It is our goal to help simplify your science in every way possible. If you find yourself in a situation where you need assistance with any product, please do not hesitate to contact our staff. They will be happy to help. Our office is open from 8:30 am to 5:30 pm. Hong Kong time zone.

### Contact Us:

Mail: Unit 1B, Cheong Shing Ind. Bldg., 17 Walnut St., Tai Kok Tsui, KLN, Hong Kong

Call: 852 - 2390 2293

Fax: 852 - 2789 8314

Email: [sales@advtechind.com](mailto:sales@advtechind.com)

Web: <http://www.advtechind.com>

# Table of Contents

Contact .....	P.1
Index .....	P.2
Laboratory General Equipment & Instrument .....	P.3
Safety products, Plastic, Glass Labware and Furniture .....	P.4-5
<b>Models &amp; Specimens</b>	
Human Skeleton and Human Models -for Nursing & Medical training .....	P.6-32
Relief Models .....	P.33
Plant Models .....	P.34-37
Animal Models .....	P.38-41
Skeleton Specimens .....	P.42
Preserved Animals, Plants & Insects .....	P.43-46
Rock Specimens .....	P.47
Prepared Microscope Slides .....	P.48-52
<b>Physics</b>	
Lens & Prisms .....	P.53-54
Meter .....	P.55
Physics Instruments .....	P.56-61
<b>Others</b>	
Telescope .....	P.62-65
Microscope .....	P.66-70
Video Projector .....	P.71-73
<b>Chemical</b> .....	P.74-78
<b>Glassware</b> .....	P.79-86
Laboratory Accessories .....	P.87-93
Maps & Globes .....	P.94-99
Junior Education .....	P.100-104
Arts .....	P.105-114
Stationery .....	P.115-116
<b>College and Technical Institution Education</b>	
<b>Advanced Biology</b>	
-Advanced Biology Kits .....	P.117
-Biology kit and Biotechnology .....	P.118
Botany kits, cell Biology and Dissection, DNA/PCR laboratory experiment .....	P.119-120
<b>Medical &amp; Health Care - for Nursing, Medical &amp; Health care Training</b>	
Anatomy & Patient Model .....	P.120
Patient Care simulator & Therapy Aids, Life Support .....	P.121
<b>Advanced Chemistry</b>	
Chemistry Kits .....	P.122
Microchemistry .....	P.123
Molecular Structure Models .....	P.124-125
<b>Advanced Physics</b>	
Wave Theory .....	P.126-127
Atomic & Nuclear .....	P.128-129
Electron Spin Resonance (ESR) & Nuclear Magnetic Resonance (NMR) .....	P.129
Electricity & Magnetism .....	P.129-131
Electrochemistry, Electromagnetism & Electrostatics .....	P.131-132
<b>Technology Education Products -For Technical College and Vocational Training</b>	
Technology Education .....	P.133
Telecommunication Test Equipment .....	P.134-135
Optical Fiber Instruments, TV Generators .....	P.135
Networks & Telephony, RF and Test and Measurement .....	P.136-137
Electrical Measurement and Training Equipment .....	P.138

We provide experiment table, hood and board and other Laboratory furniture.

**Equimpnet Board**



**Laboratory Table Long**



**Laboratory Table**




**Flame Cupboard**



**Flame Hood**



**Dryer Wallattach**



We provide wide range of safety products, glassware and plastic labware for teaching laboratory, medical laboratory and commercial laboratory.

**Dishes**



**Plastic Beaker Graduated**



**Plastic Test Tube**



**Plastic Wash Bottle**



**Plastic Test Tube**



**chemicals**





**SCT0001**  
**Model of human skeleton(170cm)**  
Size(cm): 90X40X30



**SCT0002**  
**Model of human skeleton(170cm)**  
Size(cm): 90X40X30



**SCT0003**  
**human Skeleton(170cm)**



These classic models of human skeleton have been the standards of excellence and quality in hospitals, universities, schools and labs for over 20 years. You can choose from many mounting styles to suit your individual preference.

- ※ Cast from an actual specimen
- ※ Hand assembled and finished
- ※ Made from durable, unbreakable plastic
- ※ 200 bones of an adult human, realistic weight
- ※ Individually spaced and molded teeth
- ※ Easily removable limbs for in-depth study
- ※ Fully articulated hands and feet
- ※ Dust cover and stand included

## **SCT0001 Human Skeleton**

Tall: 170cm. Correctly articulated to show the normal posture. Consists of a 3-part skull, a cut calvarium and a removable spring-held mandible. The upper and lower extremities are removable. Rod supported, on stand.

Size(cm): 90X40X30

## **SCT0002 Human Skeleton**

Same as the SCT0001, except the left hand side is painted to show the muscle origins in red and insertions in blue. Rod supported, on stand.

Size(cm): 90X40X30

## **SCT0003 Human Skeleton**

Made from plastic and with a specific processing, it looks very realistically.





SCT0004  
**Model of human skeleton(85cm)**  
Size(cm): 45X20X13



SCT0005  
**Model of human skeleton(85cm)**  
Size(cm): 45X20X13



SCT0006  
**Model of human skeleton with nerves(85cm)**  
Size(cm): 45X20X13



SCT0007  
**Mini-skeleton(42cm)**  
Size(cm): 27X15X9



SCT0008  
**Model of transparent human(85cm)**  
Size(cm): 88X39X18

#### SCT0004 Human Skeleton

Tall: 85cm. About half life size. It is easy to be carried from one place to other place. The hand bones and foot bones are cast in one piece. Other bones are articulated. Skull has a calvaria and a spring-held mandible. Arms and legs are removable for close study. On plastic base. Size(cm): 45X20X13

#### SCT0005 Human Skeleton

Same as SCT0003, except the costal cartilage are painted in light blue. On stand metal base. Size(cm): 45X20X13

#### SCT0006 Human Skeleton with Nerves

Tall: 85cm. Same as the SCT0003. The nerves and arteries are simulated in the left side. Size(cm): 45X20X13

#### SCT0007 Miniature Human Skeleton

Tall: 42cm. An excellent type for close study. Correctly shows the details. Arms and legs are removable. On plastic base. Size(cm): 27X15X9

#### SCT0008 Transparent Man

Tall: 85cm. About half life size. Consists an entire skeleton same as SCT0003. The internal organs: lung, heart, stomach, intestine, kidney, bladder etc are removable. The out layer is made of rigid plastic and could be dissectible into front and rear pieces which can be remounted. On stand with metal base.

These adult skull models are suitable for the teaching lecture in medical and sanitary colleges and Nursing schools.



SCT0009

### Model of adult skull

Life size. A 3-part skull. Comes with a calvaria cut and a spring-held lower jaw.  
Size(cm): 22X11X15



SCT0011

### Model of adult skull

Life size. Bones are painted in different colors, and could be dissectible into pieces and reassemble.  
Size(cm): 22X11X15



SCT0010

### Model of adult skull

Life size. Natural cast skull. Look very like a real one. In one piece, not dissectible.  
Size(cm): 22X11X15



SCT0012

### Human Skull

Life size. Bones are painted in different colors.



SCT0013

### Human Skull

About half life size.



SCT0014

### Head musculature

Representation of the superficial musculature of the head and neck with: 1. parotid 2. submandibular gland (right half) 3. deep musculature (left side) 4. lower jaw partially exposed

SCT0015

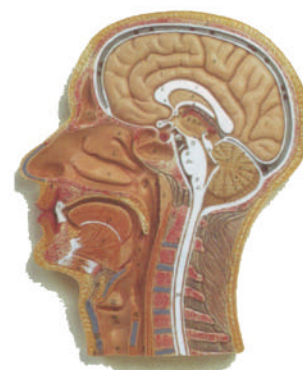
### Head musculature additionally with blood vessels

All the features of our head musculature represent blood vessels

SCT0016

### Head musculature additionally with nerves

All the features of our head musculature represent nerves



SCT0017

### Median section of the head

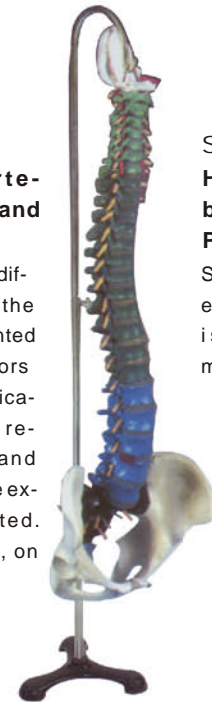
This relief model shows all relevant structures in great details



**SCT0018**  
**Human Vertebral Column and Pelvis**  
 Life size. Fully articulated to show the detail features of each vertebrae, and the relationship of the vertebral column and pelvis. On metal stand.  
 Size(cm): 66X25X14



**SCT0019**  
**Human Vertebral Column and Pelvis**  
 Life size. The 5 different parts of the column are painted in different colors for easy identification. Cervical region arteries and both side nerve exits are simulated. Rod supported, on metal stand.



**SCT0020**  
**Human Vertebral Column and Pelvis**  
 Same as SCT00024, except the column is hanged on a metal stand.

Highly detailed, life-size models show all significant features for each vertebrae, including vertebral notch and spinal canal. Ideal teaching models for students, for patient education by chiropractors, orthopedic surgeons and other medical programs on lifting and bending.

**SCT0021**  
**Human Vertebral Column With Skull**

Life size. Comes with an entire skull and pelvis. The skull has a calvaria cut and a spring-held lower jaw.



**SCT0022**  
**Human Cervical Spinal Column**  
 Life size. Consists of an occipital bone of the skull, 7 cervical vertebrae with intervertebral discs, a segment of spinal cord and nerve branches. Flexibly mounted on stand, removable.



**SCT0023**  
**Human Thoracic Spinal Column**  
 Life size. Consists of 12 thoracic vertebrae with inter-vertebral discs, thoracic segment of spinal cord and nerve branches. Flexibly mounted on stand, removable



**SCT0024**  
**4-Stage Degenerative Lumbar Set**

An exceptional model demonstrates bone and disc degeneration. The vertebra pairs show from left to right: normal bone and disc; facet syndrome and a herniated disc; thin disc and the beginning of bone spurring; a seriously degenerated disc with bone fusing. Mounted on base.





30X13X75(cm)

SCT0025

**Human Knee Functional Joint**

A fixed type to show the ligament connections.



12X12X34(cm)

SCT0026

**Human Knee Joint**

Life size. A fixed type to show the general features of the knee joint. On base.

This model is designed as a teaching model for demonstrating the structure of a joint.



SCT0027

**Human Hip Joint**

Life size. Articulated with flexible material. The flexion, extension, anteversion, retroversion, outward and inward rotation can be demonstrated. On base.



SCT0028

**Human Male & Female Pelvis**

Life size. Shows the right half section. On base.


Size(cm): 25X21.5X28

The models are suitable for the teaching lecture on nursing a pregnant woman during parturition in medical and sanitary colleges and nursing schools. You can compare the pelvis between man and woman.



SCT0029  
**Human Functional Elbow Joint**

Life size. Shows the shapes and the correct origins and insertions of biceps and triceps. Biceps and triceps are made of flexible material, extension and flexion can be shown as well as the antagonist relationship of these two muscles. On base.



Life size. Comes with the entire skeleton of the right arm which in half flexion. Arteries and veins like radial artery and vein, brachial artery and vein are simulated to show the whole blood circulation network in the arm. All the blood vessels are simulated according to their realistic ratios. On base.

SCT0030  
**Human Upper Arm with Blood Vessels**

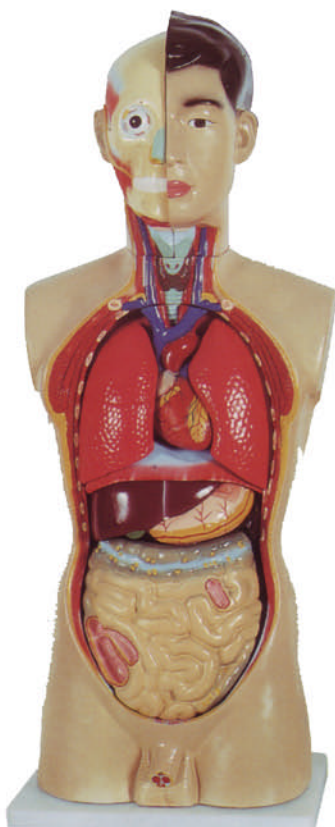


SCT0031  
**Anat model of palm**  
Size(cm): 24X23X10



Lift-size, finely detailed models of the foot depicting a flattened foot, an arching foot and a normal foot. Models are not dissectible. Each foot has 23 numbered parts. consists as following:  
Life size. Includes a normal foot, an arching foot and a flattened foot. Not dissectible.

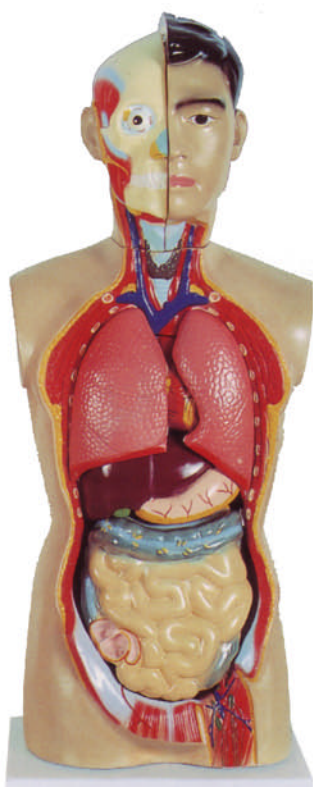




SCT0033

**Human Torso**

Life-size, tall 85 cm. Dissectible into 18 parts. Lungs, heart, stomach, liver and intestines are removable. The head is detachable which separates into two parts and the right side brain is removable. On base. Size(cm): 64X44X25



SCT0034

**85cm Human Sexless Torso**

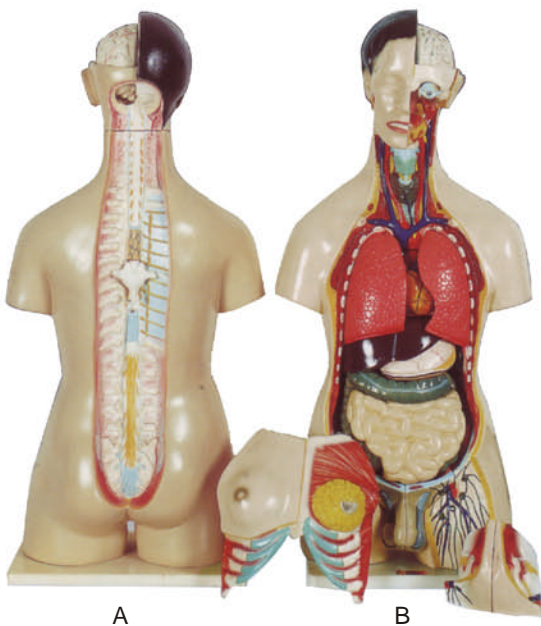
Size(cm):64X44X25  
Life-size, tall 85cm. Dissectible into lungs, heart, stomach, liver and intestines. The head is detachable. The right half brain is removable. On base.



SCT0035

**Human Male Torso**

Tall 65cm. Comes with a young outlook. Head is detachable. Lungs, heart, stomach, liver and intestines are removable. Partial diaphragm is shown. Male organs are not dissectible and removable. On base.



SCT0036

**Human Male And Female Torso**

Life size. Dissectible into 23 parts. The head is detachable which separates into two parts and the left side brain is removable. The chest plate shows the breast on the right side and mammary glands on the left side. Male and female genital organs can be interchanged. The back is open to show the entire nerve cord and the relationship of the brain and the vertebrae. On base.

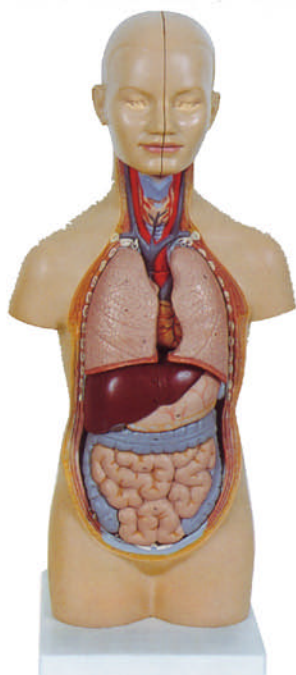


SCT0037

**Human male and female torso**

Size(cm): 71X50X27

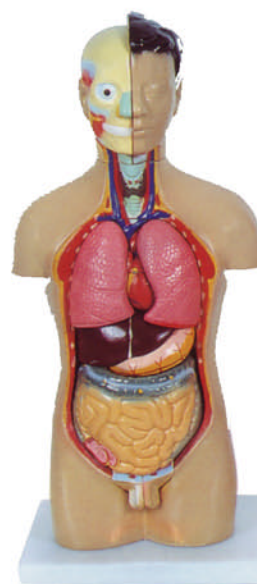
It features exposed spine with removable vertebrae and spinal cord segments, female or male genitalia and so on. Dissectible into many parts: breastplate, head, eyeball, brain, vertebra, spinal nerves, lung, heart, liver, kidney, stomach. They can give you all the details you want.



SCT0038

**Human Sexless Torso**

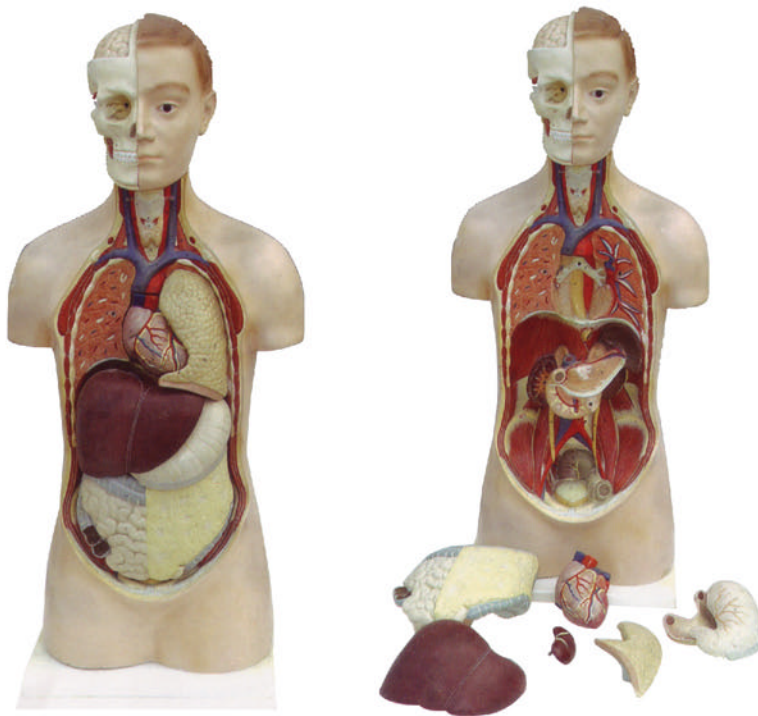
Tall 65cm. Dissectible into lungs, heart, stomach, liver and intestines. The head is detachable.. On base.



SCT0039

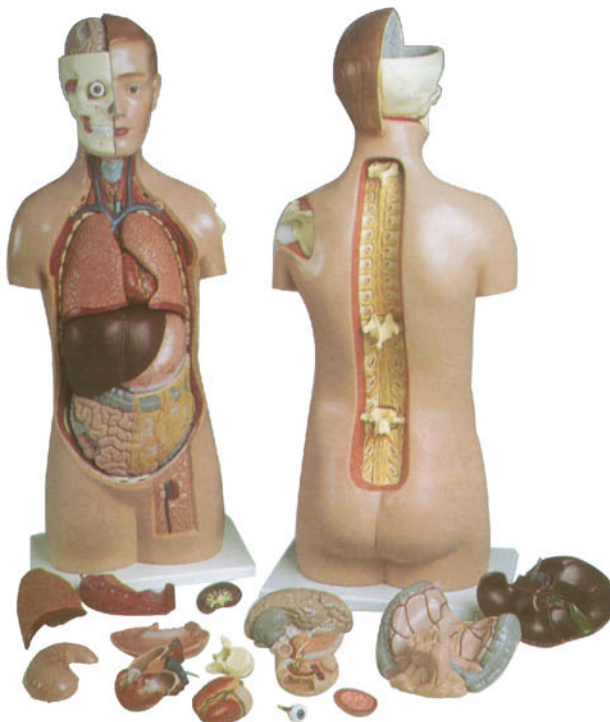
**Miniature Human Male Torso**

Tall 42cm. Dissectible into lungs, heart, stomach, liver and intestines and male organs. The head is detachable.. On base.



SCT0040  
85cm Human Torso

These models of human torso have been the standard of excellence and quality in hospitals, universities, schools and labs for years. You can choose many mounting styles to suit your individual preference. These models are specially made for use as visual aids in teaching physiology and hygiene courses in middle schools.



SCT0041  
**Unises Torso**  
Size(cm): 92x42x25

Unisex fixed head torso with opened back and shoulder, 17-part.

The torso comes with an exposed back from the 1st cervical to 3rd lumbar vertebra. One shoulder is exposed to show the scapula and a part of the humerus. This advanced version features all removable hard plastic parts found in torso plus the following upgrades:

- ※ 1 cervical, 1 thoracic, 1 lumbar vertebra
- ※ Brain half
- ※ Pancreas with duodenum
- ※ Front bladder half





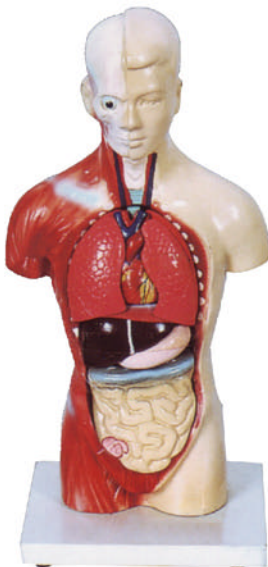
SCT0042

**85cm Sexless Torso**

African- American Sexless Torso, Made from plastic. The feature of intestine fat layer is clearly shown.



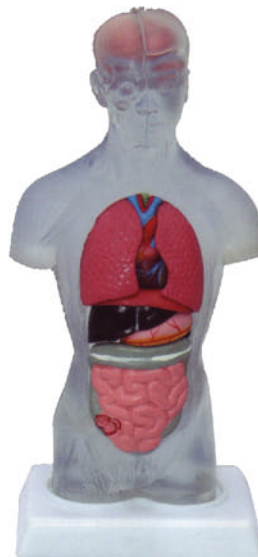
SCT0043

**Demonstration human model for nursing**

SCT0044

**Miniature Human Torso**

Tall 28cm. Can be dissectible into lungs, heart, stomach, liver and intestines. The head is detachable.. The superficial muscles are shown on right side. On base.



SCT0045

**Transparent Human Male Torso**

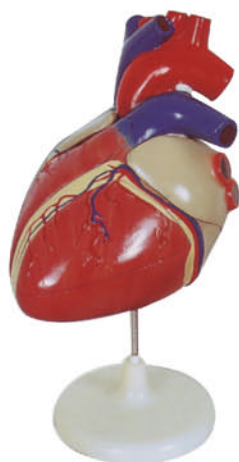
Tall 28cm. Made from plastic.



SCT0046

**Transparent Human Female Torso**

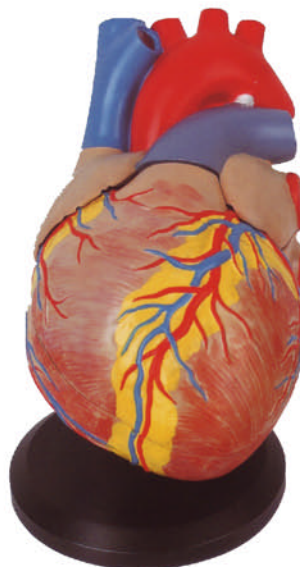
Tall 18cm. Made from plastic.



SCT0047

**Human Heart**

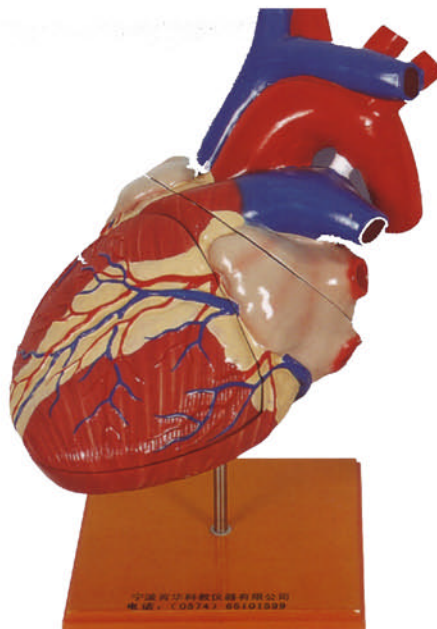
About 3 times of life size. A jumbo type, excellent for lecture or exhibition. Dissectible into 5 parts. Size(cm): 25x22x28



SCT0048

**Human Heart**

About 5 times of life size. Dissectible into 3 parts. The important external and internal structures are clearly shown. On stand with base. Size(cm): 25x22x18



SCT0049

**Human Heart**

About 5 times of life size. Dissectible into 3 parts.



SCT0050

**Human Heart**

About 2 times of life size. Giant heart with Bypass, 2 times life-size, 4-part. Additionally to all features of this model depicts a renal bypass to the ramus postero-lateralis of the right coronary artery, to the ramus interventricularis anterior of the left coronary artery with branching to the ramus diagonalis as well as a bypass to the ramus circumflexus of the left coronary artery. Additionally to the front heart wall also the right auricular appendix and the roof of the left-hand atrium are removable. size(cm): 13x22x24



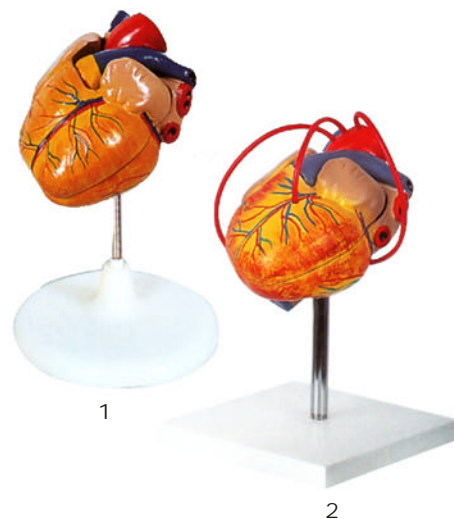


SCT0051

**Human Heart**

About 3 times of life size. Dissectible into 4 parts.

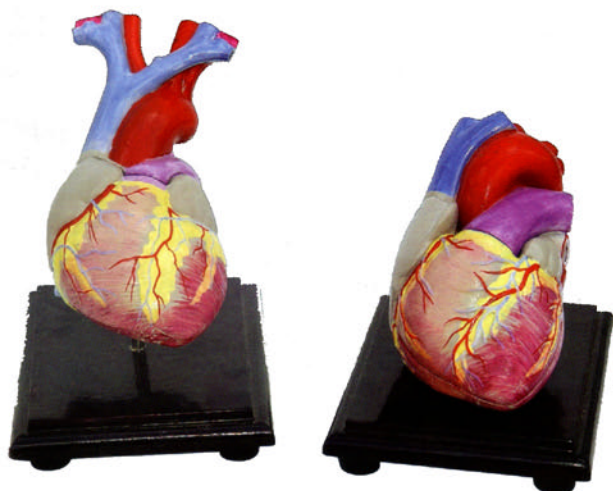
Giant heart with by pass, 3 times life-size. 4-part Additionally to all features of this model depicts a renal by pass to the ramus postero-lateralis of the right coronary artery, to the ramus interventricularis anterior of the left coronary artery with branching to the ramus diagonalis as well as a by pass to the ramus circumflexus of the left coronary artery. Additionally to the front heart wall also the right auricular appendix and the roof of the left-hand atrium are removable.



SCT0054

**Human Heart**

Life size. Dissectible into 2 parts. On base.



SCT0052

**Human Heart**

Life size. Dissectible into 2 parts.

SCT0053

**Human Heart**

Life size. Dissectible into 2 parts.

These models are suitable for teaching human anatomy and physiology in middle schools and medical schools. They help the students to understand the external features and internal structure of the heart, and their relation with the large blood vessels. Thus, a clearer concept of the routes of the systemic and pulmonary circulation can be obtained.

These models are designed as aids to the study of anatomy and physiology in middle school and medical institute. They help the students to get a correct understanding of the external features of the brain as a whole, as well as of the relations between each portion.



SCT0055

## Human Brain

Life size. Dissectible into 5 parts.

Size(cm): 17x17x13



SCT0056

## Human Brain

Dissectible into 8 parts. On plastic base.



SCT0057

## Human Brain With Arteries

Slightly enlarged. Dissectible into 7 parts. Arteries are shown. On base.

Size(cm): 17x17x13



SCT0058

## Human Brain Stem

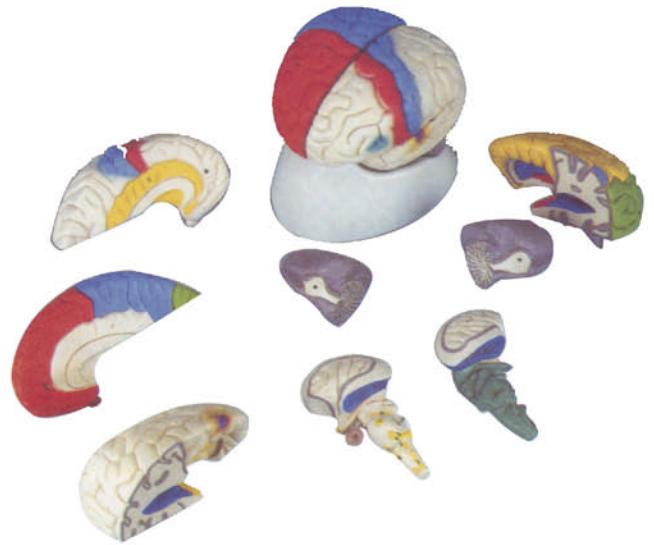
About 3 times of life size, The base segment of the 12 Pair of brain nerves are shown in yellow.

Size(cm): 27x20x14

SCT0059

**Human Neuro-Anatomical Brain**

Life size. 8-part, This deluxe brain is medially divided. On the right half, you will find a colored, systematic grouping and representation of the cerebral lobe. The left half shows: pre-and post-central region, Broca and Wernicke areas, Heschl's gyrus, Brain nerves, ventricles. Both halves can be disassembled into: Frontal with parietal lobes, Temporal with occipital lobes, Half of brain stem, Half of cerebellum.



SCT0060

**Human Brain**

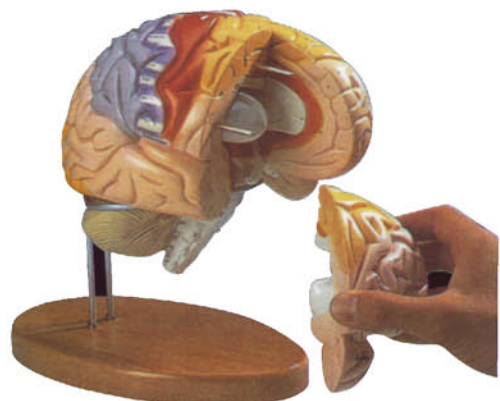
Life size. Dissectible into 8 parts. With a median section, the brain is divided into right and left half. Each half consists of 4 pieces: frontal parietal lobe, temporal occipital lobe, half brain stem, half cerebellum. On detachable stand with base. Size(cm): 14x14x17.5



SCT0061

**Human Brain**

Life size. This 2 times life-size brain is medially divided and dissectible into 4 parts. The frontal lobes and brain stem are removable. The model enables you to see the motor, sensor and functional center which are shown in different colors. Available with labels in English.





SCT0062

**Human Eye**

Enlarged. About 6 times of life size. Comes with a horizon section of the eyeball wall. Sclerotic membrane, choroids membrane, lens and vitreous humor are removable. The blood supply and the origins of the muscles control the eyeball movement are also shown. On stand with base. 6 parts.

Size(cm): 17x17x17



SCT0063

**Human Eye**

Median enlarged. Shows the same features as SCT00062, except the blood vessels are not simulated. On stand with base. Size(cm): 12x12x21




SCT0064

**Human Eye**

Slightly enlarged. Smaller than SCT00062 and SCT00063. Shows the same features as SCT00062, except the blood vessels are not simulated. On stand with base.

Size(cm): 12x12x21



SCT0065

**Human Functional Eye**

An excellent type to study the functions of the human eye. The eyeball has a horizon cut, the upper half of eyeball wall and the inner structures can be removable. With the flexible lens, the model can focus an image on the retina, demonstrates far and shortsight, and their corrections. It needs an AC supply. Size(cm): 17X17X22



These models are designed as aids for the teaching of hygiene and physiology in middle schools. They help students understand the 3 main structural parts of the auditory organs (external ear, middle ear, internal ear) and the position of the equilibrium organ of human body.



SCT0066

**Human Ear**

About 3 times life size. The tympanic membrane, ossicles, semicircular canals and cochlea are removable. On base.



1



SCT0067

**Human Ear**

About 5 times life size. The tympanic membrane, ossicles, semicircular canals and cochlea are removable. On base.



2

SCT0068

**Human Ear**

About 3 times life size. The tympanic membrane, ossicles, semicircular canals and cochlea are removable. On base.



SCT0069

**Human Inner Ear**

Dissectible into 2 parts. Shows the detail of the semicircular canals and the cochlea. On stand with base.



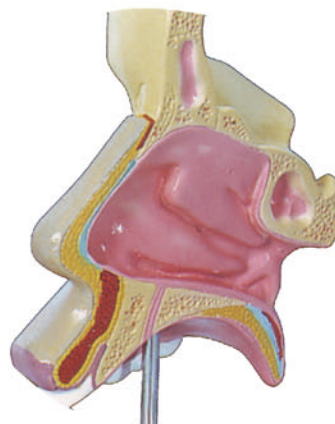


SCT0070

## Human Nasal Cavity

Life size. On stand with base.

Size(cm):17x17x17



These are instructive apparatus for teaching physiology and hygiene in middle schools, to help the students understand the internal structure of the nasal cavity.



SCT0071

## Human Larynx

A functional model demonstrates the movement of the epiglottis and cartilages in the voice box. On stand with base.

Size(cm):17x17x22

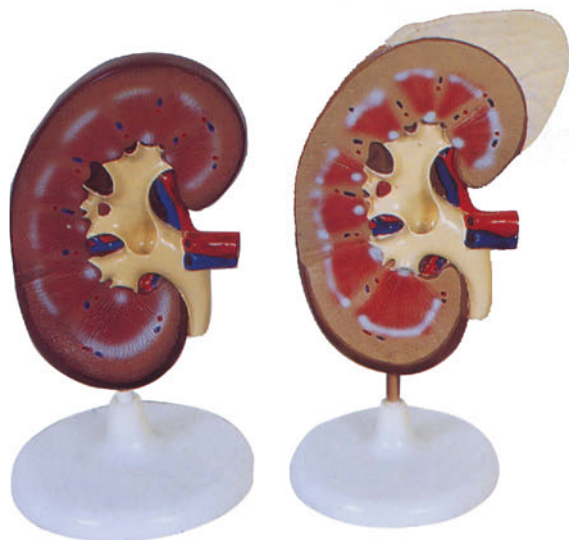
SCT0072

## Human Larynx

A functional model demonstrates the movement of the epiglottis and cartilages in the voice box. On stand with base.

Size(cm):17x17x22

A functional model demonstrates movement of the epiglottis and cartilages in the voice box. Serves as a teaching aid for physiology and hygiene, and helps the students to understand the morphology and structure of the respiratory tract and phonetic organ.



SCT0073

**Human Kidney**

About 3 times of life size.  
Frontal section shows the  
internal structure in detail.  
On stand with base.

SCT0074

**Human Kidney With  
Adrenal Gland**

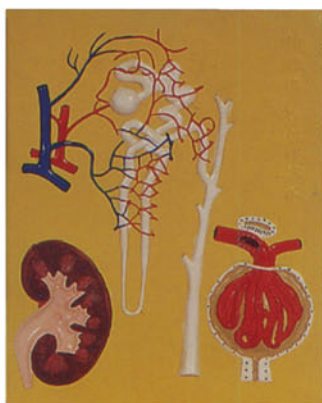
Same as the SCT00073, ex-  
cept the adrenal gland. On  
stand with base.



SCT0075

**Human Kidney With Adrenal Gland**

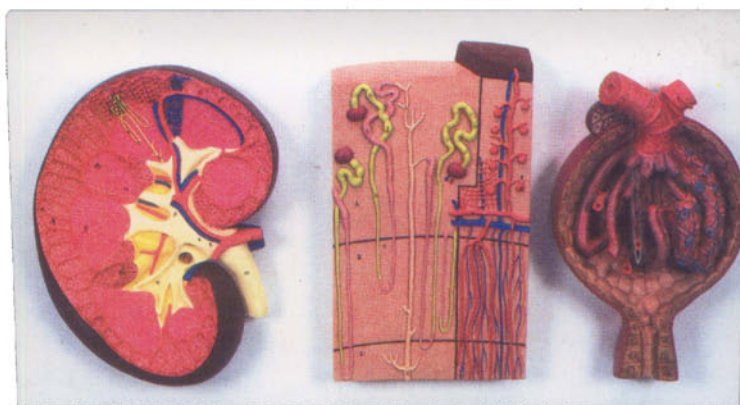
The detailed life-size model features the kidney, adrenal gland,  
renal and adrenal vessels and upper portion of the ureter.  
Dissectible into 2 parts to reveal the cortex, medulla, cortex  
vessels and renal pelvis. Model can be removed from the stand  
for instruction and patient education. Size: 12.4X12.4X6



SCT0076

**Human Kidney, Nephron And Glomerulus**

A relief model. Consists a kidney with a frontal sec-  
tion, a nephron and its blood supply, and a opened  
glomerulus.



SCT0077

**Human Kidney, Nephron And Glomerulus**

Includes 3 parts. Shows the section of whole kidney,  
Nephron And Glomerulus.



SCT0078

**Human Pulmonary Alveoli**

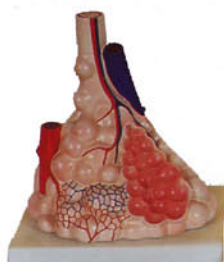
Greatly enlarged. Shows the small branches of the principal bronchus and the structure of alveolar sac and alveolar duct. On base. Size(cm): 24x34x44



SCT0080

**Human Lungs**

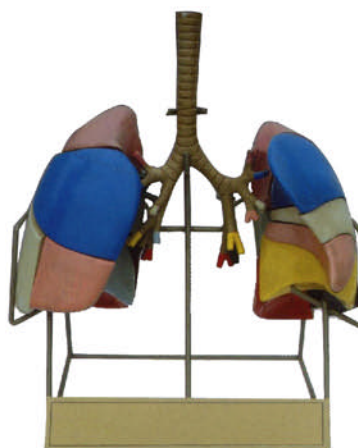
Slightly enlarged. Provides the shape of lung and shows the bronchial tree.. On stand with base.



SCT0079

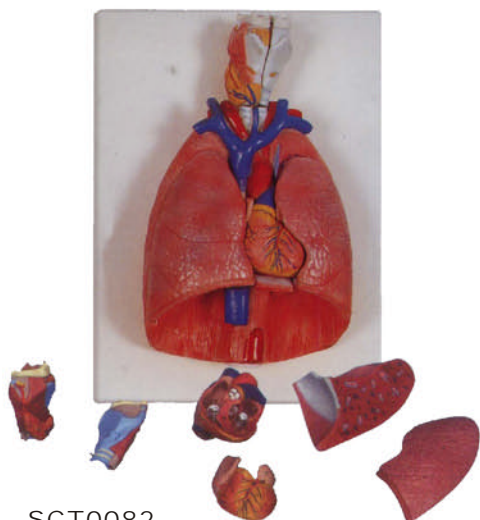
**Human Pulmonary Alveoli**

Size(cm): 21x15x23



SCT0081

**Human Trachea Bronchi And Lungs**



SCT0082

**Anat-magnified model of larynx heart and lung**

Size(cm): 38x24.5x16

SCT0083

**Human Thoracic Organs**

Shows the thoracic organs include two-part larynx, two-part of heart, trachea and bronchial tree, subclavian artery and vein, vena cava, aorta, pulmonary artery, esophagus, and diaphragm. Two front half lungs are removable. On base.

The 1st class model is mounted and shows the following features:

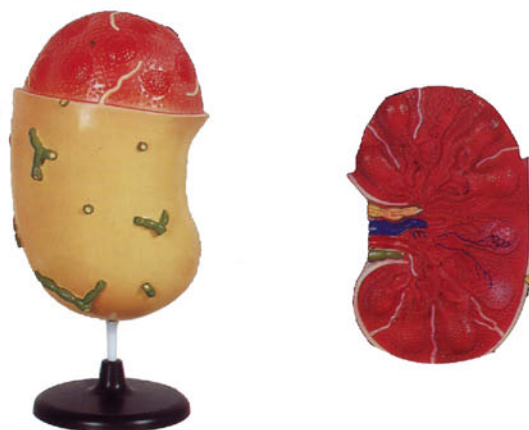
- ※ 2-part larynx (removable)
- ※ Trachea with bronchial tree
- ※ 2-part heart (removable)
- ※ Subclavian artery and vein
- ※ Vena cava
- ※ Aorta
- ※ Pulmonary artery
- ※ Esophagus
- ※ 2 lungs(front halves removable)
- ※ Diaphragm



SCT0084

**Human Stomach**

About two times of life size. Dissectible into two parts. Shows the section features of the stomach wall, longitudinal and circular muscle layers, blood supply.



SCT0085

**Human Lymph Node**

Greatly enlarged. Shows the section features in details. On stand with base.



SCT0086

**Human Liver Pancreas And Duodenum**

Life size. Shows the features and relationship of these three organs, as well as the pancreatic duct, liver duct. On stand with base. Size(cm): 17x17x22



SCT0087

**Transparent Human Liver**

Life size.

Size(cm): 29x19x34



SCT0088

**Vertebra And Partial Spinal Cord**

About 3 times of life size. Includes an entire lumbar vertebra which can be dissectible into two pieces. A segment of spinal cord, the spinal nerve exits and cauda equina are shown clearly. On base. Size(cm): 30x20x19





SCT0089

**Child Milk Teeth Set**

Shows the development from milk teeth to permanent teeth.



SCT0090

**Tooth Hygiene**

Slightly enlarged. Tooth brash is not included.

Size(cm): 17x17x22



SCT0091

**Tooth Hygiene Set**

Slightly enlarged. Tooth brash is included.

Size(cm): 17x17x22



SCT0092

**Small Tooth Hygiene**





SCT0093

**Anat-magnified model of manent  
teeth and molar teeth**

Size(cm): 33x19x18



SCT0094

**Human Tooth Set**

About 8 times of life size. Includes lower incisor tooth (2 parts), lower canine tooth (2 parts), lower premo-  
lar tooth (1 parts), lower molar tooth with caries (2 parts), upper molar tooth (3 parts). Each tooth on  
stand.



SCT0095

**Human Teeth**

Shows the inner structures of incisor tooth,  
canine tooth and molar tooth.



SCT0096

**Human Male Half Pelvis**

Life size. With a median section, both internal and external sexual organs are clearly shown. On base.



SCT0097

**Human Female Half Pelvis**

Life size. With a median section, both internal and external sexual organs are clearly shown. On base.

The models are suitable as visual aids for teaching of inguinal area in the medical colleges and the special secondary schools.



SCT0098

**Human Pregnant Uterus**

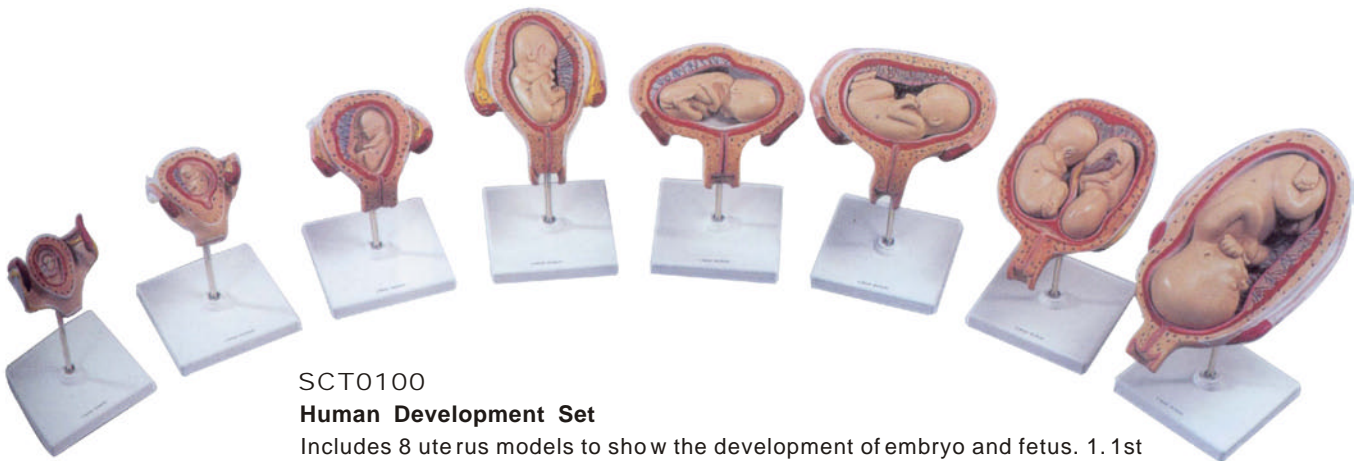
Life size. Shows median section of the right half of female pelvis. A 9-month fetus is removable. 3-month fetus is included for comparison. An excellent model for study of human embryo development. On base.  
Size(cm): 38x25x40



SCT0099

**Human Parturition**

A suitable model to learn the normal labor for medical colleges and nursing schools. On base.



SCT0100

**Human Development Set**

Includes 8 uterus models to show the development of embryo and fetus. 1. 1st month embryo; 2. 2nd month embryo; 3. 3rd month embryo; 4. 4th month fetus (transverse position); 5. 5th month fetus (breech position); 6. 5th month fetus (transverse position); 7. 5th month twin fetus (normal position); 8. 7th month fetus (normal position). Embryo and fetus are removable. Each on stand.



SCT0101

**Human Male Urogenital System**

Life size. Frontal section through right kidney. Sagittal sections through bladder and penis and one testis. On stand with base.

Size(cm):37x15x9



SCT0102

**Human Female Urogenital System**

Life size. Frontal section through right kidney. Section through bladder, uterus, ovary and one side fallopian tube. On Stand with base.

Size(cm):35x21x13

These are intended for middle schools as visual aids in teaching physiology and hygiene to help students understanding the external features of the urinary system and internal structure of the kidney and urinary bladder.



SCT0104

**Model of anat female**

Size(cm): 41x30x14



SCT0105

**Model of anat male**

Size(cm): 35x28x7

From these models show you the nusles, blood vessels and nerves of the male/ female perineum



SCT0102

**Human Skin**

Detail enlarged. Shows hair follicles, sweat glands, sense organs and other key features. Five layers are shown on the top of the model. On base.

Size(cm):35x15x30

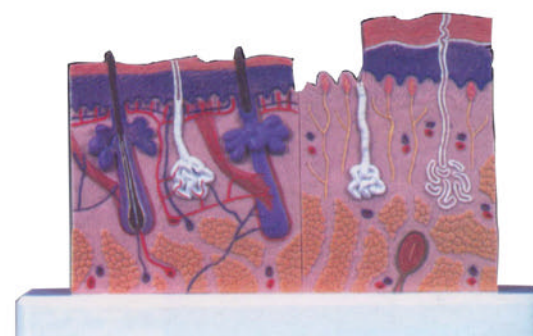


SCT0103

**Human Skin**

Detail enlarged. Shows hair follicles, sweat glands, sense organs and other key features.

Size(cm):27x26x6



SCT0106

**Human Skin**

A relief model. Includes two parts to show the comparison between hairy and hairless skin. On base.

The models are used as the teaching apparatus showing the magnified microscopical structure of the skin with appendages, blood vessels and nerves in the course of physiology and hygiene.





SCT0107

**Human Muscular Male**

Tall: 85cm. Shows the superficial muscles. Upper arms are removable. On base.



SCT0108

**Human Acupuncture Male**

Tall: 85 The acupuncture points and their name are clearly shown on the left side. The right side shows the superficial muscles. Upper arms are removable. On base.



SCT0109

**Human Muscular Female**

Tall: 85 Shows the superficial and deep muscles. On base.



These models are ideal teaching aids for acupuncture in universities, clinics or seminars. Including all parts of human body. With careful label. All points are represented by numbers as well as characters.



SCT0112

**Human Acupuncture Male**

Tall: 85cm: Shows the acupuncture points on whole body. The points are labeled with number as well as Chinese characters. Model is painted in deep brown color. On base.

SCT0113

**Human Acupuncture Head**

Life size. Show the acupuncture points on head and neck. The points are labeled with numbers as well as Chinese characters. On base.

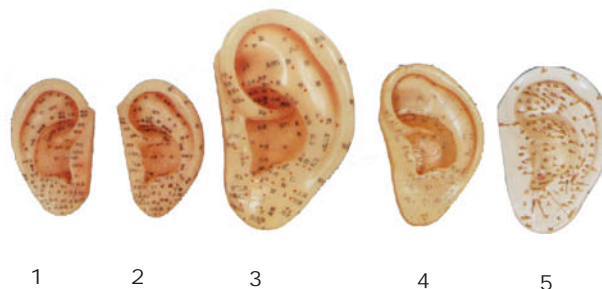


SCT0110

**Human Acupuncture Hands**

SCT0111

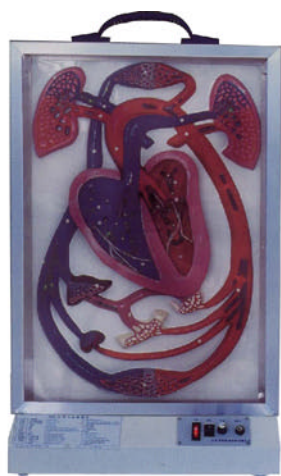
**Human Acupuncture Feet**



SCT0114

**Human Acupuncture Ears**

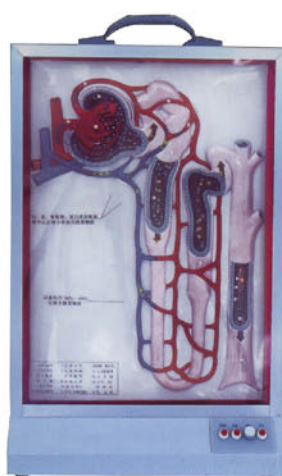




SCT0115

**Cardiac Beat And Blood Circulation**

Provides a section feature of enlarged heart and blood circulation diagram. The wall of heart is made of flexible material which can demonstrates the heart beating by the mechanical power behind it. The valves can also show the opening and closing. Blood circulation is shown by light flash which in red represent arteries, in blue represent vein. It needs an AC supplier. Size(cm):45X20X76



SCT0116

**Electronic Model Of Urine Formation**

Provides a relief model of the structure unit of kidney which known as nephron with capillary vessel net. With flashing lights, the model displays blood circulation and urine formation continuously. The glomerular filtration, tubular reabsorption and tubular secretion can be demonstrated realistically by the flashing light. It needs AC supply. Size(cm): 45X14X73



SCT0117

**Functional Human Respiration**

Life size. Consists a rib cage and the major thoracic organs. Demonstrates the respiration realistically by the movement of the rib cage and diaphragm. It needs AC supply. Size(cm): 45X25X76



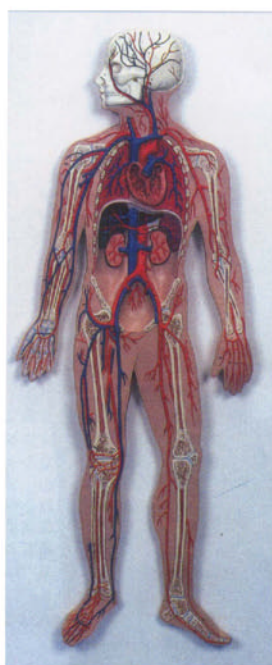
SCT0118

**Demonstrator Of Conditioned Reflex Formation**

Provides a diagram of a dog head. Demonstrates the formation of conditioned reflex according to Pavlov.

**Power-driven model**

These models are demonstrated by power-driven. These models are suitable for patient education or elementary science classes, They can help the students understanding the mechanism of respiratory system and cardiac beat and blood circulation, urine path. All the models are made of plastic, but the mechanical parts are made of metal.



SCT0119

**Blood Circulation System**

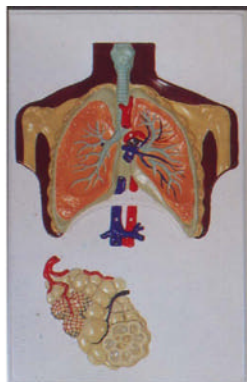
About half of life size. This relief model shows the blood circulation system in detail. Other organs like bones, liver, kidneys, spleen etc are shown clearly. Size(cm): 80X30X6



SCT0120

**Digestive System.**

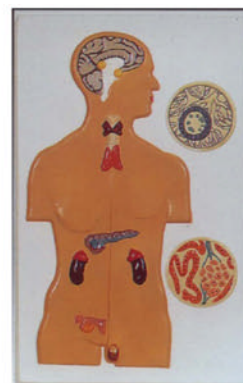
Life size. Shows a median section of nose and mouth, and other digestive organs in relief. The small and large intestine are partially opened to show the inner features. The transverse colon and front stomach wall are removable.



SCT0121  
Relief model of respiratory system  
66x42(cm)



SCT0122  
Relief model of anat digest system  
49x34(cm)



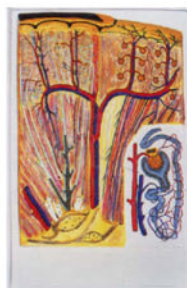
SCT0123  
Relief model of anat genital system  
66x42(cm)



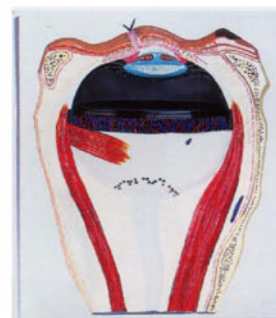
SCT0124  
Relief model of skin  
48.5x36(cm)



SCT0125  
Relief model of small intestine  
48.5x36(cm)



SCT0126  
Relief model of kidney  
39x65(cm)



SCT0127  
Relief model of eye  
49x42.5(cm)



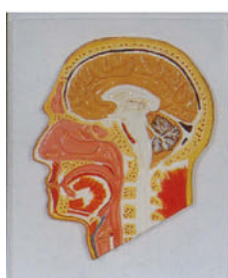
SCT0128  
Relief model of liver leaf  
66x42(cm)



SCT0129  
Relief model of vertebrae configuration  
66x60(cm)



SCT0130  
Relief model of human half pelvis  
66x37(cm)



SCT0131  
Relief model of human head  
35x28(cm)



SCT0132  
Relief model of ear  
50x36(cm)



SCT0133  
Relief model of anat kidney  
23x17(cm)



SCT0134  
Relief model of liver  
25x32(cm)





SCT0135  
Relief model of anat lizard  
66x42(cm)



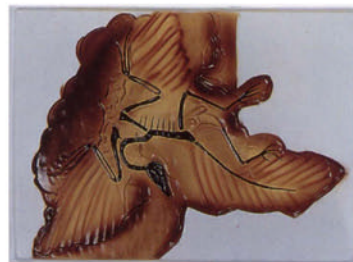
SCT0136  
Relief model of anat earthworm  
66x42(cm)



SCT0137  
Relief model of beatle  
48x42(cm)



SCT0138  
Relief model of anat frog  
48x42(cm)



SCT0139  
Relief model of Archaeopteryx  
48.5x36(cm)



SCT0140  
Relief model of fish  
60.5x42(cm)



SCT0141  
Relief model of dog  
66x42(cm)



SCT0142  
Relief model of anatsnail  
66x42(cm)



SCT0143  
Relief model of pigeon  
66x42(cm)



SCT0144

**Root Tip**

Size(cm): 62x18x10

This model can be used as a visual teaching aid in middle school biological lessons. Its structure can be seen clearly. It is mounted on plastic base and made of plastic.




SCT0147

**Peach Flower**

Shows the typical components of this kind of flower. Petals and stigma are removable, one anther is sectioned to show the pollens. On stand with base.

Size(cm): 17x17x17

This model is adapted to the teaching and studying of a peach flower for botany classes in middle schools and colleges. It represents a highly enlarged peach flower and thus serve as a teaching aid showing the minute details of its structure which is not always clearly discernable with the use of a fresh sample for demonstration. The model is made of plastic.



SCT0145

**Root Tip**

Size(cm): 43x28x10



SCT0146

**Sprout**

Size(cm): 43x28x10



SCT0149

**Wheat Flower**

Includes a compound spike and a flower. The flower is greatly enlarged to show the floral components. Size(cm): 38x19x9.5



SCT0148

**Paramecium**

An open dissection shows the different structures. With ciliates. On stand. Size(cm): 38x20x9.5





SCT0150  
Sunflower flower model



SCT0151  
Cornflower flower model



SCT0152  
Potato flower model




SCT0153  
Tulip flower model



SCT0154



SCT0155



SCT0156

**Monocot Stem**

Shows the typical structures of the monocot stem. Ideal for demonstrating the general monocot. On base. Size(cm): 42x13x41

The model is designed for the demonstration of the anatomical of stems in a middle school class of botany. It shows the histological structures in a cross-section and a longitudinal radial section.




SCT0157

**Dicot Stem**

Shows the typical structures of the dicot stem. Ideal for demonstrating the general dicot. On base. Size(cm):36x24x17

The model is designed for the demonstration of the anatomy of stems in a middle school class of botany. It shows the histological structures in a cross-section and a longitudinal radial section.



SCT0158

**Leaf Structure**

Shows the typical structures of the dicot leaf. Size(cm): 42x13x41

The model is of use as a teaching aid for the instruction of the internal structure of the leaf in a course of botany in the middle schools.



SCT0159

**Hydra Set**

Includes two models. One shows the median section. Other shows the detail of the body wall. Each on stand with base.

Size(cm): 36x22x9.5




SCT0160

**Typical Plant Cell**

Shows typical structures of a plant cell. Includes cell wall, cell membrane and nucleus.

Size (cm): 33x23x6

This model is used as a visual teaching aid in middle school biological lessons to help students get an idea of the internal structure of plant cell. It is made of plastic.



SCT0161

**Vessels And Sieve Tube Set**

Includes 4 pieces. Shows the feature of reticular, spiral, annular vessels and sieve tube. Plastic. Size(cm): 26x15x9



SCT0162

**Cell Organs**

Includes chloroplast, Golgi body, mito, inner and central body (two pieces).

Size(cm): 27x20x17



SCT0163

**DNA Structure**

The reassemblable is designed for building a simplified representation of a short segment of double-stranded DNA. All pieces are plastic and identified by different colors. Completed model is in the shape of double helix about 685mm high. Containing 10 paired nucleocides. Mounted on plastic base.

Size(cm): 23X22X68.5



SCT0164

**DNA Structure**

Tall 68.50cm. An articulated model to show the double helix of DNA structure. Includes 15 base pairs to show one and half helix. All components are identified by different colors. The connections between the base pairs are also clearly shown.

Size(cm): 23 X 22 X 68.5



SCT0165

**DNA Structure Simulation Kit**

Includes 6 kinds of pieces representing the different parts of DNA structure. An excellent kit for one or two student to build a double helix of DNA, and to learn replication of DNA. The amounts of pieces are enough to build a helix. With base.

Size(cm): 21.8X15.5X30



SCT0166

**Chlamydomonas**

Shows flagella, eyespot, nucleus, chloroplast and pyrenoid. On stand with base.

Size(cm): 17X17X22

This model can be used as a visual teaching aid in middle school biological lessons. Mounted on plastic base.



SCT0167

**Cell membrane**

Size(cm): 30X20X15

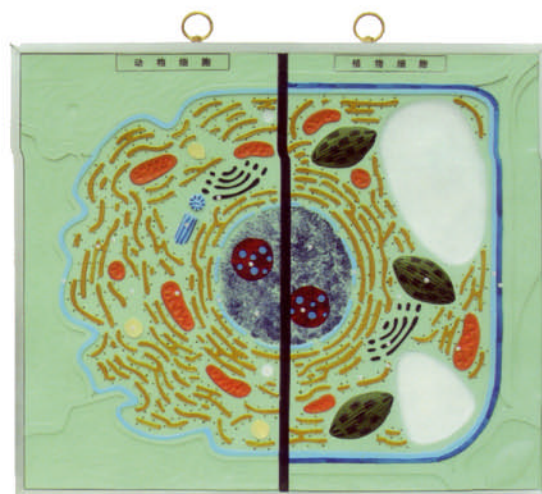




SCT0168

### Frog development Set

Consists of eight models of one cell, four cell, eight cell, blastula stage, early gastrula, late gastrula, early neural groove and 5.5mm stage. The first three models show only the surface feature. Rest of five are sectioned to show the inner structures. On common stand.  
Size(cm): 47X23X14



SCT0169

### Ultrastructure Of Animal And Plant Cell

Size(cm): 61.5X5.2X52.5

This model is suitable for teaching the internal structures and differences between animal cell & plant cell.



Model of plant cell mitosis

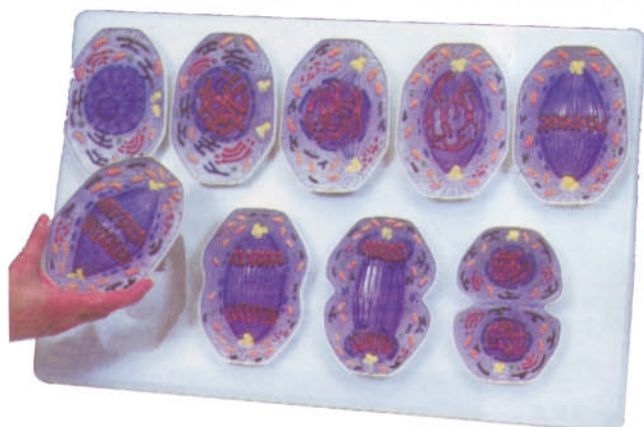
SCT0170

### Mitosis Set

Includes two set to show animal cell and plant cell mitosis. Each set has six relief models showing the different stage of the procession.. On stand with base.  
Size(cm): 46.5X14.5X12



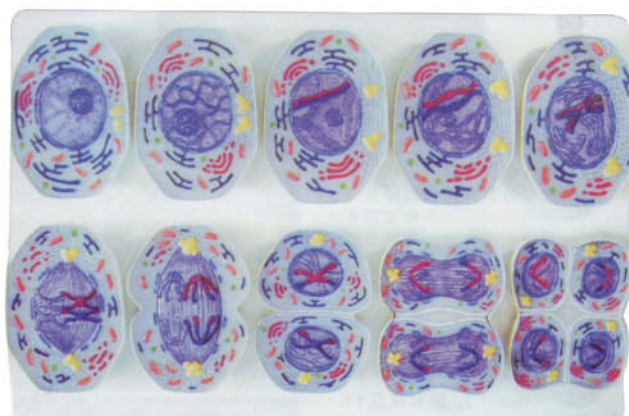
Model of animal cell mitosis



SCT0171

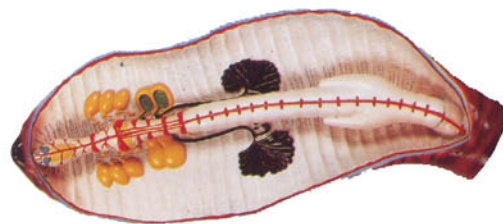
### Animal Mitosis and Meiosis Set

Includes two set to show animal cell mitosis and meiosis. On base.





(dissection anatomical and magnified earthworm model). It is designed in accord with text books used for high school biology as a visual aid on subject of morphology of the earthworm. It may be used for classroom self-study and shows the external features and internal structure of the anterior portion of an earthworm.



SCT0172

**Earthworm**

Size(cm): 61x11x24

The model, demonstrating the external features and internal structure of the schistosome, is provided as an aid in teaching biology, entomology and animal taxonomy.

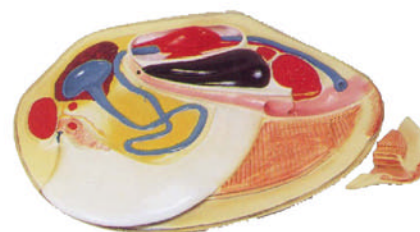


SCT0173

**Schistosome In Copula**

Size(cm): 60x25x6

After removing the shell of the dissection model of a river mussel, its complete internal organ system including the nerves and circulatory system and gill, etc. Can be seen clearly. Used as the visual aids for lecture in biology class. Made of hard plastic.



SCT0174

**River Mussel**

Size(cm): 45x35x12

The model, demonstrating the external features and internal structure of the lancelet, is provided as an aid in teaching biology, entomology and animal taxonomy.



SCT0175

**Amphioxus**

Shows the key structures of this animal. Enlarged.

Size(cm): 70.5x7x14.5

The model, demonstrating the external features and internal structure of the planarian, is provided as an aid in teaching biology, entomology and animal taxonomy. Mounted on plastic base.



SCT0176

**Model of planarian**

Size(cm): 70.5x10



SCT0177  
**Rabbit Specimen**  
Size(cm): 29x19x29



SCT0178  
**Toad**  
Life size



SCT0179  
**Duckling**  
Life Size



SCT0180  
**Hens with chickens**  
Life Size



SCT0181  
**Locust**  
Provides the left half section. Shows the internal and external structures in great detail.  
Size(cm):62x20.5x38.5




SCT0182  
**Archaeopteryx Fossil And Its Restoration**  
Includes a fossil and a bird model. The fossil is a reproduction of the original one and the bird is restored by the features shown on the fossil. The fossil is mounted on base, the bird on rock-like base. Size(cm):25x20.5x38.5



SCT0183  
**Ophiphagus hannash**  
Life size



SCT0184  
**Pheasant**  
Life size



SCT0185  
**Crocodile 100cm**



SCT0186  
**Leopard**  
Life size



SCT0187  
**Lion**  
Life size



SCT0188  
**Tiger**  
Life size





SCT0189  
**Rabbit skeleton**  
Size(cm): 35x12x19



SCT0190  
**Fish skeleton**  
Size(cm): 26x8x10.5

These spotless, specially treated skeleton specimens stand in natural posture on the wooden base covered with a transparent case of plexiglass. The illustrations in English are attached herewith. Used as the visual aids in the class.



SCT0191  
**Frog skeleton**  
Size(cm): 15x12x5.6



SCT0192  
**Pigeon skeleton**  
Size(cm): 18x14x20



SCT0193  
**Lizard skeleton**



SCT0194  
**Cat skeleton**



SCT0195  
**Dog skeleton**



SCT0196  
**Bat skeleton**



SCT0197  
**Snake skeleton**





SCT0198  
Rabbit dissection



SCT0199  
Pigeon dissection



SCT0200  
Frog dissection



SCT0201  
Frog digestive system



SCT0202  
Toad



SCT0203  
Mussel dissection



SCT0204  
Rabbit digestive system



SCT0205  
Rabbit reproductive system



SCT0206  
Rabbit nervous system



SCT0207  
Salamander



SCT0208  
Hearts of 5 different kinds of vertebrate



SCT0209  
Earth worm dissection



SCT0210  
Snake




SCT0211  
Lizard dissection



SCT0212  
Gecko



SCT0213  
Scolopendra



SCT0214  
Comparative brains of 5 different kinds of vertebrate



SCT0215  
Fish dissection



SCT0216  
Leech



SCT0217  
Mussel



SCT0218  
Shrimp



SCT0219  
Shark



SCT0220  
Starfish



SCT0221  
Sea anemone



SCT0222  
Round spider



SCT0223  
Jelly fish



SCT0224  
Hermit crab



SCT0225  
Snail



SCT0226  
Insect specimen



SCT0227  
Specimen of locus life cycle  
Size(cm):10.2x4x20.6



SCT0228  
Butterfly and moth specimen  
Size(cm):21.8x15.3x3.1



SCT0229  
Frog development  
Size(cm):10.2x4x20.6





SCT0230  
Insects of plastomount



SCT0231  
Insects of plastomount



SCT0232  
Insects of plastomount




Herbarium Plants



SCT0233  
Plant inflorescence series



SCT0234  
Plant petal series



SCT0235 Rare plant leaf



SCT0236  
Inflorescence types



SCT0237  
Red algae

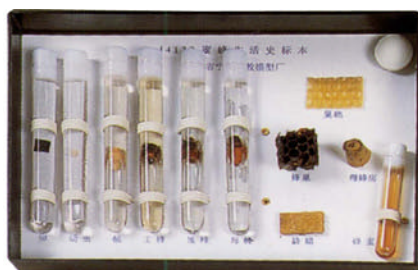


SCT0238  
Leaf type



SCT0239  
Petal types

A set of animal and plant life circle models depicting the life cycles of different animals and plants. Subjects covered include bee, moss, looper and so on.



SCT0240  
**Bee life circle**  
Size(cm):21.8x15.3x2.1



SCT0241  
**Moss life circle**  
Size(cm):21.8x15.3x2.1



SCT0242  
**mineral rock specimen**  
Size(cm):32x20x3



SCT0243  
**Fossile**




SCT0244  
**Looper's mimicry life circle**  
Size(cm):21.8x15.3x2.1



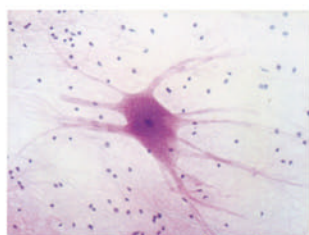
SCT0245  
**Coal and coal carbonization specimen**





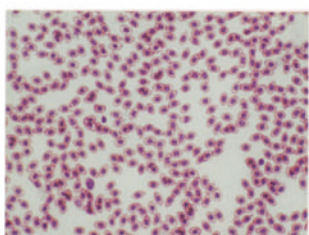
**SCT0291**

Slide box(25 pieces; 60pieces; 120pieces)

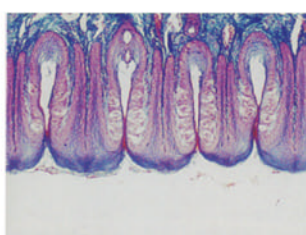


**SCT0292** Motor neuron.w.m

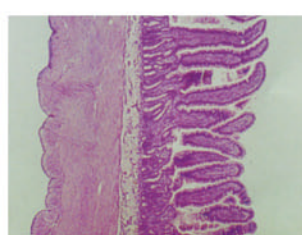
We provide all kinds of slides to study the structures of everything. On the reverse side of the card are questions relating structure to function and activities. Specially developed to meet the changing needs of modern biology teaching.



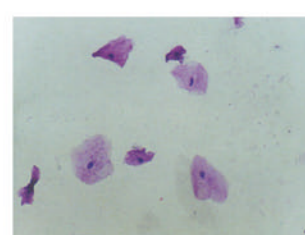
**SCT0293** Chicken blood.smear.



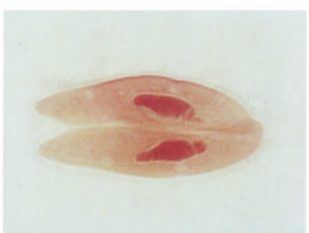
**SCT0294** Taste buds.sec.



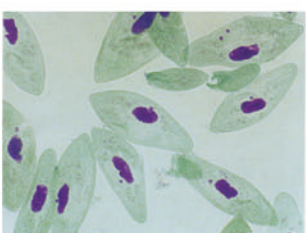
**SCT0295** Intestine.c.s.



**SCT0296** Human mouth epithelia cell.w.m.



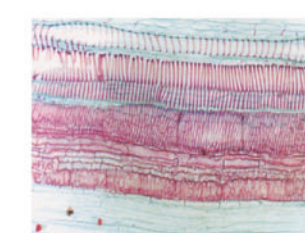
**SCT0297** Paramecium Conjugation.w.m.



**SCT0298** Paramecium.w.m.

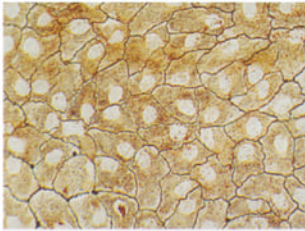


**SCT0299** Taeniasolium scolex.w.m.



**SCT0300** Cucurbita stem,l.s.

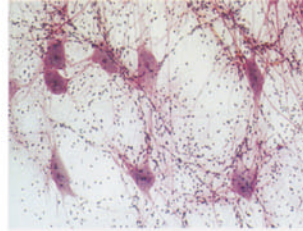




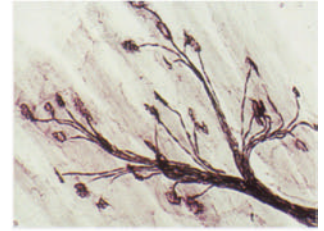
SCT0301  
Simple squamous  
epithelium.w.m.



SCT0302  
Cardiac muscle human.sec.



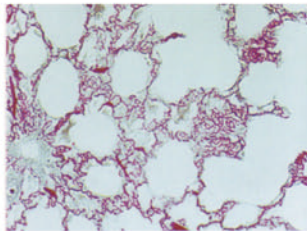
SCT0303  
Motor neuron.ox.w.m.



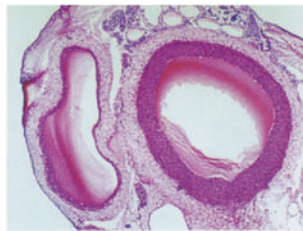
SCT0304  
Motor neuron endings.w.m.



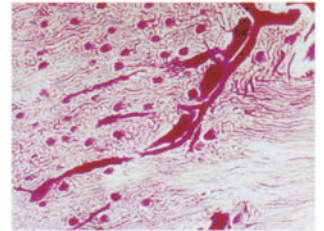
SCT0305  
Spinal cord.c.s.



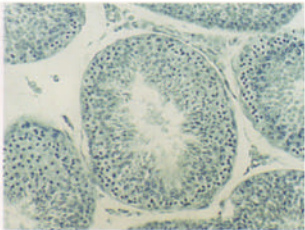
SCT0306  
Lung with blood vessels  
injected



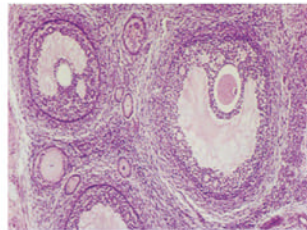
SCT0307  
Artery and vein.c.s.



SCT0308  
Kidney with blood vessels  
injected.l.s.



SCT0309  
Testis.sec.



SCT0310  
Ovary.sec.



SCT0311  
Cat male flea.w.m.



SCT0312  
Insect filiform antenna



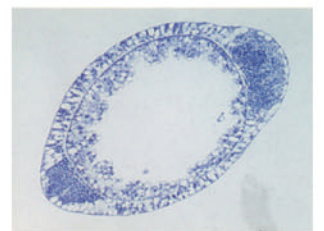
SCT0313  
Insect digging leg.w.m.



SCT0314  
Insect grasping leg.w.m.



SCT0315  
Hydra.l.s.



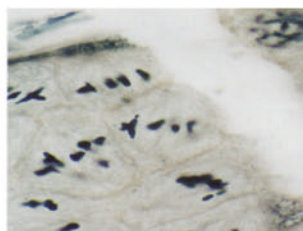
SCT0316  
Hydra with sperm.c.s.



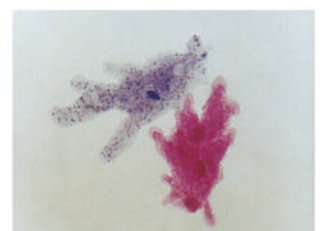
SCT0317  
Hydra with bud.w.m.



SCT0318  
Ascaris.c.s.



SCT0319  
Grasshopper testis sec.

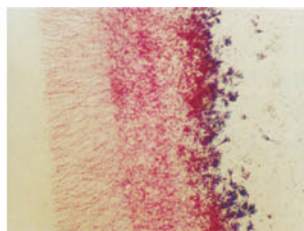


SCT0320  
Ameoba proteus.w.m.

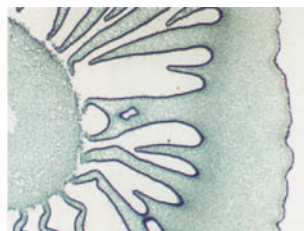





SCT0321  
**Spirogyra.w.m.**



SCT0322  
**Penicillium.w.m.**



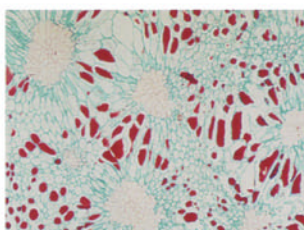
SCT0323  
**Mushroom.sec.**



SCT0324  
**Rhizopus.w.m.**



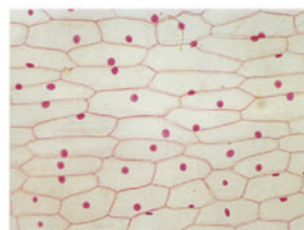
SCT0325  
**Capsella older embryo.sec.**



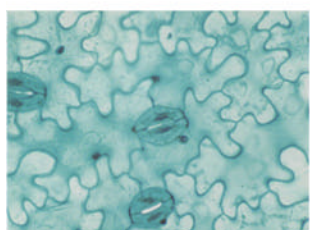
SCT0326  
**Pear.sec.showing stone cell**



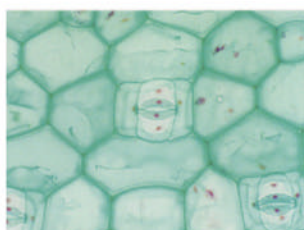
SCT0327  
**Pine leaf**




SCT0328  
**Onion leaf epidermis.w.m.**



SCT0329  
**Broad bean leaf lower epidermis.w.m.**



SCT0330  
**Commelina communis leaf epidermis.w.m.**



SCT0331  
**Moss protonema and bud**



SCT0332  
**Fern leaf.c.s.**



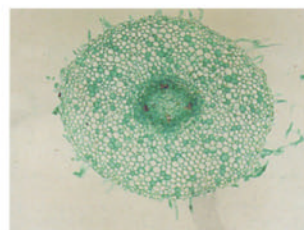
SCT0333  
**Fern prothallus.w.m.**



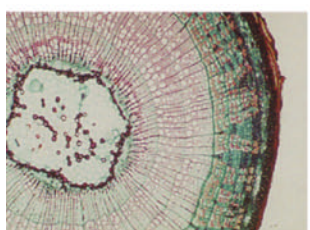
SCT0334  
**Fern prothallus young sporophyte**



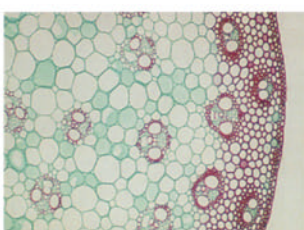
SCT0335  
**Corn root tip**



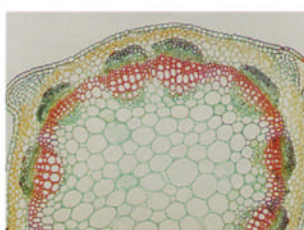
SCT0336  
**Broad bean root.c.s.**



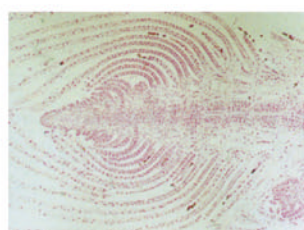
SCT0337  
**Three year tillia stem.c.s.**



SCT0338  
**Corn stem.c.s.**



SCT0339  
**Alfalfa stem.c.s.**





SCT0340  
**Top bud.l.s.**

TYPE	Catalog NO.	Description	PACKING SIZE
Slide	SCT1000	Allium, W.M. onion bulb scale leaf epidermis	1EA
Slide	SCT1001	Allium/Vicia, L.S. root tip, showing stages of mitosis.	1EA
Slide	SCT1002	Amoeba, in binary fission.	1EA
Slide	SCT1003	Artery and vein, mammal, T.S.	1EA
Slide	SCT1004	Blood, human, smear, Giemsa stain.	1EA
Slide	SC20055	Broad bean old root c.s	1EA
Slide	SCT1005	Buxus (or other dicot), W.M. of leaf lower epidermis, showing stomata.	1EA
Slide	SCT1006	Cheek cell, human, W.M..	1EA
Slide	SCT1007	Compact bone, L.S. for Haversian canals and lamellae.	1EA
Slide	SCT1008	Compact bone, T.S. for Haversian canals and lamellae.	1EA
Slide	SC20059	Corn leaf c.s.	1EA
Slide	SCT1009	Cucurbita, L.S. stem for sieve tubes.	1EA
Slide	SCT1010	Cucurbita, T.S. stem for sieve plates.	1EA
Slide	SC20056	Cucurbits stem c.s.	1EA
Slide	SC20057	Cucurbits stem l.s.	1EA
Slide	SCT1011	Culex (or Anopheles), W.M. female/male head and mouthparts.	1EA
Slide	SCT1012	Dryopteris, W.M. of sori.	1EA
Slide	SCT1013	Empetrum, T.S. leaf, showing xerophytic structures.	1EA
Slide	SCT1014	Erica, T.S. leaf, showing xerophytic structures.	1EA
Slide	SC20063	Euglena, WM	1EA
Slide	SCT1015	Fagus, sections of sun and shade leaves.	1EA
Slide	SCT1016	Fern, prothallus, W.M. fully developed with antheridia and archegonia.	1EA
Slide	SCT1017	Fern, prothallus, W.M. with developing sporophyte.	1EA
Slide	SCT1018	Ficus, T.S. leaf, showing xerophytic structures.	1EA
Slide	SC20009	Giant chromosome, squash made from salivary glands Drosophila	1EA
Slide	SCT1019	Helianthus (or any dicot.), T.S. young stem.	1EA
Slide	SCT1020	Helianthus T.S. Stem showing interfascicular cambium	1EA
Slide	SC20001	Helianthus T.S. Old stem.	1EA
Slide	SC20058	Helianthus (or dicot) l.s. stem	1EA
Slide	SC12061	Helianthus, T.S. leaf	1EA
Slide	SCT1021	Helianthus, T.S. young root	1EA
Slide	SCT1022	Hydra, T.S. showing detailed structure of ectoderm and endoderm	1EA
Slide	SCT1023	Hydrilla (or any hydrophyte), T.S. stem.	1EA
Slide	SCT1024	Ileum, mammal, T.S., showing villi, triple stain.	1EA
Slide	SCT1025	Ileum, mammal, T.S., injected to show capillaries in villi.	1EA
Slide	SCT1026	Leaf types, hydrophyte, mesophyte and xerophyte.	1EA
Slide	SC20061	Lilium pollen	1EA
Slide	SCT1027	Lilium, T.S. bud, showing stages of meiosis.	1EA
Slide	SCT1028	Liver, injected, T.S.	1EA
Slide	SCT1029	Locust/Grasshopper testis squash, acetic orcein stain, showing stages of meiosis.	1EA
Slide	SCT1030	Lumbricus (or Pheretima), T.S. intestinal region, triple stain.	1EA
Slide	SCT1031	Lung, mammal, T.S., showing general structure, triple stain.	1EA
Slide	SC20002	Mucor, E, asexual.	1EA
Slide	SCT1032	Nerium, T.S. leaf, showing xerophytic structure.	1EA
Slide	SCT1033	Nerve cell, isolated, smear from spinal cord	1EA



TYPE	Catalog NO.	Description	PACKING SIZE
Slide	SCT1034	Nerve cell, mammal, isolated, smear from spinal cord.	1EA
Slide	SCT1035	Nymphaea, T.S. floating leaf.	1EA
Slide	SCT1036	Obelia, W.M. of hydroid colony double stained to show both hydranth and blastostyles.	1EA
Slide	SCT1037	Obelia, W.M. of medusa.	1EA
Slide	SCT1038	Ovary, mammal, T.S., showing Graafian follicles, triple stain.	1EA
Slide	SC20065	Paramecium WM	1EA
Slide	SC20003	Paramecium, in binary fission	1EA
Slide	SCT1039	Pelargonium, T.S. leaf, showing xerophytic structure.	1EA
Slide	SC20060	Pine leaf c.s.	1EA
Slide	SCT1040	Planarian, T.S., triple stain.	1EA
Slide	SCT1041	Planarian, W.M., specimen bleached and stained.	1EA
Slide	SCT1042	Potamogeton, T.S. submerged leaf.	1EA
Slide	SC20064	Rabbit skin section	1EA
Slide	SCT1043	Ribes, T.S. stem, showing cork cambium.	1EA
Slide	SC20006	SAMBUCUS, T.S. bark with lenticel	1EA
Slide	SC20107	Slide of Mammal Colon, c.s.	1EA
Slide	SC20105	Slide of Mammal Kidney, c.s.	1EA
Slide	SC20113	Slide of Mammal Kidney, sec. of cortex & medulla	1EA
Slide	SC20109	Slide of Mammal Skin, sec. showing hair follicles	1EA
Slide	SC20101	Slide of Mammal Trachea, c.s.	1EA
Slide	SC20100	Slide of staphylococcus epidermidis, w.m.	1EA
Slide	SCT1044	Spermatozoa, human, smear.	1EA
Slide	SCT1045	Spinal cord, T.S.	1EA
Slide	SC20004	Spirogyra, E, vegetative	1EA
Slide	SC20077	Stomach Section	1EA
Slide	SCT1046	Striated muscle, L.S., triple stain for striations and nuclei.	1EA
Slide	SCT1047	Striated muscle, T.S.	1EA
Slide	SC20005	Taenia, W.M. scolex, showing crown of hooks	1EA
Slide	SCT1048	Testis, mammal, T.S., showing spermatogenesis.	1EA
Slide	SCT1049	Tooth, mammal, L.S. ground section.	1EA
Slide	SCT1050	Trachea, from cockroach.	1EA
Slide	SCT1051	Vicia, root tip squash showing mitosis.	1EA
Slide	Sc20062	Yeast	1EA

## Lens & Prisms



### Blocks and Prisms

#### A: Glass block, rectangular

High quality glass with optically worked surfaces. All angles accurately worked. Dimensions 114 X 65 X 17mm

#### B: Perspex block, rectangular

Clear perspex, all faces fully polished.

#### C: Perspex block, semi-circular

Clear perspex, all faces fully polished. Size: 90 X 16mm diameter X thickness

#### Acrylic blocks

Clear acrylic blocks 25mm thick, bottom surface white to show ray tracks and all other surfaces fully polished.

#### F: Triangular 90° X 45° X 45°, 75mm hypotenuse

#### G: Triangular 60° X 60° X 60°, 59mm inside

#### Bi-convex 75mm length



#### H: 115mm radius

#### I: 145mm radius

#### J: Bi-concave 75mm long, 115mm radius

#### K: Plano-convex 75mm long, 115mm radius

#### L: Plano-concave 75mm long, 115mm radius



### Pair of narrow prisms

Designed to provide a progression of ideas from the principles of refraction in prisms to the properties of lenses. Each Perspex prism is in thickness. When placed base to base a convex lens may be simulated.

#### M: Prism glass

60° X 60° X 60°, clear glass, refractive index of 1.52 approx, polished surfaces.

#### N: Prism glass


90° X 45° X 45°, clear glass, refractive index of 1.52 approx, polished surfaces.

#### O: Prism Perspex

60° X 60° X 60°, clear perspex; polished surfaces

#### P: Prism Perspex

90° X 45° X 45°, all faces fully polished.





**Magnifier**

Optical quality acrylic lenses for a crisp, clear image.

Magnifying instrument for the use in laboratory visual observation.

**SCT0380**

**Handy magnifiers**

Lightweight construction with high quality optics.

**Magnify glass**



1. A biconvex lens, X 2 magnification, mounted in black plastic handle.

2. Folding magnifiers-10 pack

These folding plastic lenses have the advantage of 2 lenses, each X5. They are easily overlapped to give a combined magnification X 10, excellent for investigative science.

3.A: Hand magnifier in transparent plastic mouth with biconvex plastic lens, 32mm diameter, box of 10

B: Transparent plastic mount and handle with biconvex plastic lens, 40mm diameter, there is also a small magnifying area X 5 magnification in the handle section.

4. Pocket microscope

This compact 'pen' with pocket clip is an all-in-one 30 X power microscope and 8 X power telescope, pack of 5



## Meter



**SCT0385**  
**Demonstrating electric meter**  
 for senior middle schools  
 (current-voltmeter)



**SCT0386**  
**Demonstrating electric meter**



**SCT0387**  
**Demonstrating electric meter**




**SCT0388**  
**Projection ammeter**



**SCT0389**  
**AC milliammeter**



**SCT0390**  
**Sensitive galvanometer**



**SCT0391**  
**AC milliammeter**



**SCT0392**  
**Export DC ammeter**



**SCT0393**  
**DC voltmeter**




**SCT0394**  
**DC microammeter meter**



**SCT0395**  
**DC ammeter**



**SCT0396**  
**Projection current detector**



**SCT0397**  
**Projection ammeter**



**SCT0398**  
**Projection voltmeter**



**SCT0399**  
**Multimeter**



**SCT0400**  
**Multimeter**  
 (mookl mf500)


## Physics Instruments



SCT0401  
Micrometer



SCT0402  
Vernier calipers




### Sliding Rheostat specification:




SCT0403  
Resistance(ohm):0-20±5%  
Rated current(A): 1.25A




SCT0404  
Resistance(ohm):0-5±5%  
Rated current(A): 3A



SCT0405  
Resistance(ohm):0-20±5%  
Rated current(A): 2A




SCT0406  
Resistance(ohm):0-50±5%  
Rated current(A): 1.5A



SCT0407  
Air gun



SCT0408



SCT0409  
Air gun with watch



SCT0410  
**Piston-type water pump**  
It is made up of two pumps one is pressure type and the another is drawing in type To explain the constrvuctio and working principle of two type of water pump

**PHYSICAL BALANCE**

A levertype balance, with two equal arms and two pans, attached with a sliding weight

**DIGITAL BALANCE**

A basic economical balance-for rapid weighing up to 2000g The LCD readout displays mass in grams and shows an indication of overload and low battery

The balance is push button operated with a fully subtractive tare



SCT0421

**Balance**

A levertype balance, with two equal arms and two pans, attached with a sliding weight

Max weighing capacity: 500g; sensitivity: 0.5g.  
size (cm) 300 X 120 X 185



SCT0422

**Balance**

Max weighing capacity: 200g;

sensitivity: 0.2g.

size (cm) 210 X 84 X 145



SCT0423

**Balance**

Max weighing capacity: 100g;

sensitivity: 0.1g.

size (cm) 300 X 120 X 135



SCT0424




SCT0425




SCT0426



SCT0427



SCT0428



SCT0429



SCT0430

**Demonstration balance**

SCT0431

**Weights 1mg-5kg**

SCT0432


**Physical balance**

SCT0433

**Physical balance**

SCT0434







SCT0435  
Switch



SCT0436  
Lamp socket



SCT0437  
Switch



SCT0438  
Switch



SCT0439  
Pendulum



SCT0440  
The device for demonstration of fluctuations on a spring




SCT0442  
Model of the bell




SCT0443  
Glass Rod



SCT0444  
Rubber Rod



SCT0441  
Optical bench



SCT0445  
The hand generator



SCT0446  
The hand air extractor



SCT0447  
The hand air plate



SCT0448  
Explanation instrument of  
electrical machinery  
principle




SCT0449  
Diesel engine

It can be used to explain the main construction and working principle of the four-stroke & simple cylinder diesel engine



SCT0450  
Model of petrol engine



SCT0451  
power matrix set



SCT0452  
Pascal's ball



SCT0453  
Resonance tuning fork



SCT0454  
Resonance tuning fork



SCT0455  
Pneumatic compressor



SCT0456  
Student power



SCT0457


**Dissecting instrument (seven pieces)**

Made of stainless steel, one set consists of: a probe, a scalpel, a disposable blade, a pair of straighthead scissors, a straighthead forceps and a curved head forceps

SCT0458

**Stethoscope**

Dual purpose chest piece It is possible to monitor heart beat and respiratory movements with the diaphragm (47 mm diameter), while the bell 130 mm diameter is for listening to the pulse in the arm. Earpieces are metal and are fitted with plastic ear plugs.



SCT0459

**Sphygmomanometer**



SCT0461

**Max-min thermo hydro & clock**



SCT0460

**Hand operated dualpurpose air pump**

Suitable for pumping and exhausting, the highest vacuum 50 mmHg and the highest pressure 4 atm used for various kinds of pressure and vacuum experiments



SCT0462

**Electronic metronome**





SCT0463  
The high measurement machine of sun



SCT0464



SCT0465



SCT0466



SCT0467




SCT0468



SCT0469  
Three-dimensional Magnetic Induction Lines  
Demonstrator



SCT0470  
**Experiment device for centripetal force**  
It is used as students experimental instruments for proving the formula of centripetal force



SCT0471  
"U" magnet



SCT0473  
Magnetic Needle



SCT0474  
Electronic magnet

SCT0472  
The shape magnet

SCT0246

Aperture: 60mm(2.4" )  
 Focal length: 700mm, f/11.6/ 600mm, f/10  
 Finder scope: 5 X 24  
 Hybrid diagonal: 90°  
 Metal tripod with slow motion control rod for easy vertical micro adjustment.  
 Height: 125cm  
 Accessory tray  
 Standard 0.965" accessories include:  
 Eye piece: SR4mm、H12.5mm、H20mm  
 3X Barlow lens, 1.5X erector



SCT0247

Aperture: 50mm(2" )  
 Focal length: 600mm, f/12  
 Finder scope: 5 X 24  
 Hybrid diagonal: 90°  
 Metal tripod with slow motion control rod for easy vertical micro adjustment.  
 Height: 125cm  
 Accessory tray  
 Standard 0.965" accessories include:  
 Eye piece: H6mm、H20mm  
 3X Barlow lens



SCT0248

Aperture: 60mm(2.4" )  
 Focal length: 900mm  
 Finder scope: 5 X 24  
 Hybrid diagonal: 90°  
 Metal tripod with slow motion control rod for easy vertical micro adjustment.  
 Height: 125cm  
 Standard 0.965" accessories include:  
 Eye piece: SR4mm、H12.5mm、H20mm  
 3X Barlow lens, 1.5X erector



SCT0249

Aperture: 70mm(2.4" )  
 Focal length: 900mm, f/12.8  
 Hybrid diagonal: 90°  
 Metal tripod with slow motion control rod for easy vertical micro adjustment.  
 Height: 130cm  
 Standard 0.965" accessories include:  
 Eye piece: SR4mm、H12.5mm、H20mm  
 3X Barlow lens, 1.5X erector



## SCT0250

Aperture: 70mm(2.8" )  
 Focal length: 800mm, f/11  
 Finder scope: 5 X 24  
 Hybrid diagonal: 90°  
 Metal tripod with slow motion control rod  
 for easy vertical micro adjustment.  
 Height: 125cm  
 Accessory tray  
 Standard 0.965" accessories include:  
 Eye piece: SR4mm、H12.5mm、H20mm  
 3X Barlow lens, 1.5X erector



## SCT0251

Aperture: 60mm(2.4" )  
 Focal length: 900mm, f/15、800mm, f/13  
 Finder scope: 5 X 24  
 Hybrid diagonal: 90°  
 Metal tripod with slow motion control rod  
 for easy vertical micro adjustment.  
 Height: 125cm  
 Accessory tray  
 Standard 0.965" accessories include:  
 Eye piece: SR4mm、H12.5mm、H20mm  
 3X Barlow lens, 1.5X erector



## SCT0252

Aperture: 114mm(4.5" )  
 Focal length: 700mm, f/10  
 Hybrid diagonal: 90°  
 Metal tripod with slow motion control rod  
 for easy vertical micro adjustment.  
 Height: 125cm  
 Eye piece: SR4mm、H12.5mm、H20mm  
 3X Barlow lens, 1.5X erector



## SCT0253

Aperture: 114mm(4.5" )  
 Focal length: 900mm, f/8  
 Finder scope: 6 X 30  
 Equatorial mount with setting circles and  
 slow motion controls on R.A. And  
 Del.Axes.  
 Height: 135cm  
 Standard 1.25" accessories include:  
 Kellner 10mm, 25mm  
 Moon filter, sun filter, 2X Barlow lens  
 metal tripod with slow motion control  
 rod for easy vertical micro adjustment.





## SCT0254

Aperture: 76mm(3" )  
Focal length: 900mm, f/8  
Finder scope: 5 X 24  
Equatorial mount with setting circles and slow motion controls on R.A. And Dec. Axes.  
Height: 135cm  
Standard 0.965" accessories include:  
Eye piece: SR4mm, H12.5mm, H20mm  
Kellner 10mm, 25mm  
2X Barlow lens  
Metal tripod with slow motion control rod for easy vertical micro adjustment.



## SCT0255

Aperture: 76mm(3" )  
Focal length: 700mm, f/9  
Finder scope: 5 X 24  
Height: 125cm  
Standard 0.965" accessories include:  
Eye piece: SR4mm, H12.5mm, H20mm  
2X Barlow lens  
Metal tripod with slow motion control rod for easy vertical micro adjustment.



## SCT0256

Aperture: 114mm(4.5" )  
Focal length: 900mm, f/8  
Finder scope: 6 X 30  
Height: 125cm  
Standard 1.25" accessories include:  
Eye piece: SR4mm, H12.5mm, H20mm  
2X Barlow lens  
Metal tripod with slow motion control rod for easy vertical micro adjustment.



## SCT0257

Equatorial Newtonian reflector  
Aperture: 114mm(4.5" )  
Focal length: 1000mm, f/8.8  
Finder scope: 6 X 30  
Heavy duty, aluminum tripod  
Height: 135cm  
Standard 1.25" accessories include:  
Kellner 10mm, 25mm  
Moon filter, sun filter, 2X Barlow lens



## SCT0258

Equatorial Newtonian reflector  
Aperture: 114mm(4.5" )  
Focal length: 500mm, f/4.5  
Finder scope: 6 X 30  
Heavy duty, aluminum tripod  
Height: 135cm  
Standard 1.25" accessories include:  
Kellner 10mm, 25mm  
Moon filter, sun filter, 2X Barlow lens



## SCT0259

Equatorial Newtonian reflector  
 Aperture: 203mm(8" )  
 Focal length: 800mm, f/4  
 Equatorial mount with setting circles and slow motion controls on R.A. and Dec. Axes.  
 Finder scope: 6X30  
 Height: 140cm  
 Standard 1.25" accessories include:  
 Eyepiece PL 6.5mm, PL25mm  
 Moon filter, sunfilter



## SCT0260

Equatorial Newtonian reflector  
 Aperture: 150mm(6" )  
 Focal length: 700mm, f/5, 1400mm, f/9  
 Equatorial mount with setting circles and slow motion controls on R.A. and Dec. Axes.  
 Finder scope: 6X30  
 Heavy duty, aluminum tripod  
 Height: 135cm  
 Standard 1.25" accessories include:  
 Eyepiece PL 6.5mm, PL25mm  
 Moon filter, sunfilter, 2X Barlow lens



## SCT0261

Aperture: 70mm(2.4" )  
 Focal length: 300mm, f/4  
 Hybrid diagonal: 90°  
 Equatorial mount with setting circles and slow motion controls on R.A. and Dec. Axes.  
 Height: 38cm  
 Standard 0.965" accessories include:  
 Eyepiece: H6mm, H20mm  
 3X Barlow lens, 1.5X Erector



## SCT0262

Aperture: 50mm(2" )  
 Focal length: 360mm, f/7  
 Hybrid diagonal: 90°  
 Equatorial mount with setting circles and slow motion controls on R.A. and Dec. Axes.  
 Height: 38cm  
 Standard 0.965" accessories include:  
 Eyepiece: H6mm, H20mm  
 1.5X Erector





SCT0263  
Microscope set



SCT0264  
Microscope set



SCT0265  
Microscope set



SCT0266  
Microscope set



SCT0267  
Microscope set





SCT0268

**Biological microscope**

Mechanical tube length: 160mm

Object lens: Achromatic object lens 4X, 10X, 40X, (S) or 100X(S) oil

Eye lens: Wide-angle eye lens WF10X

Object lens conjugate distance: 195mm

Focusing: Divided micro drive focusing, coarseness focusing hand wheel can be adjusted for tight and loose.

Stage: 120X130mm

Condenser: Single Condenser with carousel diaphragm or NA1.25 Achromatic Condenser with changeable diaphragm, shift scale and filter

Illuminator: Plano-concave mirror or built in illuminator (110V/20W or 220V/20W)



SCT0269

**Binocular microscope**

Total magnification times: 70X, 150X, 400X

Object lens magnification times: 7X, 15X, 40X

Eye lens magnification times: 10X

Focusing range: 8mm

Object table dimension: 90X86mm



SCT0270



SCT0271

**Binocular microscope**

Mechanical tube length: 70mm

Eye lens: 10X eye lens Huygens

Object lens: 16X achromatic object lens

Object lens conjugate distance: 90mm

Coarseness focusing range: 17mm

Object stage dimension: 70 X 65mm



SCT0272

Mechanical tube length: 160mm  
Triple nosepiece  
Eyepieces: H10X, H12.5X, H16X  
185 achromatic objectives: 4X/0.10, 10X/0.25, 40X/0.65  
Separate fine & pinion. The rack stop prevents damage to slides & objectives.  
Φ50mm plano-concave mirror.  
Each set in a foam in an inner box, 4 boxes in a master.  
Packing for option: Each set in a foam in box, 4 boxes in a carton.



SCT0273

Mechanical tube length: 160mm  
Eyepieces: H5X, H10X, H12.5X, (H15X, H16X)  
185 achromatic objectives: 10XS/0.25, 40XS/0.65, 100XS/12.5(oil)  
Magnification: 1000X 1250X (1500X, 1600X)  
With moving range: 110mm X 120mm  
Φ50mm plano-concave mirror.  
Accessories for option: Incandescent light.



SCT0274

**Round table microscope**

Mechanical tube length: 160mm  
Object lens: Achromatic object lens 5X, 10X, 45X  
Eye lens: Huygens eye lens 5X, 10X, 15X  
Coarseness focusing range: 40mm  
Micro drive focusing range: 1.8-2.2mm  
Object stage area: Φ120mm  
Illuminator: Φ50mm Planoconcave mirror or built-in illuminator (200v/20W)



SCT0275

**Present Microscopes**

Eyepieces: F11.5  
Objective: F6.2 F6.8 F3.7  
Magnification: 300X, 600X, 1200X  
Mote electricity comp-house: DC  
Present Packaging: Contain Suitcase  
Projection equipment and experimentation appliance.



SCT0276

**Present Microscopes**

Eyepieces: F11.5  
Objective: F6.2 F6.8 F3.7  
Magnification: 300X, 600X, 1200X  
Mote electricity comp-house: DC  
Present Packaging: Contain Suitcase  
Projection equipment and experimentation appliance.



SCT0277

Mechanical tube length: 135mm  
Focus range: 76mm  
Magnification: 80X-200X  
Eyepieces: H5X, H12X  
Objective: 16X  
Φ42mm View finder and Electricity Vamp-house (DC)  
Present Packaging: Contain Suitcase projection equipment and experimentation appliance.



SCT0278/SCT0279

**Stereo microscope**

Item: XT-2A XT-2B

Total magnification times: 20X 40X

Object lens magnification times: 2X 4X

Eye lens magnification times: 10X 10X

Numerical aperture: 0.05 0.07

Line field of vision: 10mm 5mm

Working distance: 78.5 46.7

Focusing range: 40mm 40mm

Out shape dimension: 160X120X250mm



SCT0280

**Binocular head**

Eye lens: WF10X

Object lens: 2Xor4X

Field of view: 11~5.5mm

Stage: melan-whiteness

Illuminator: light treatment

Working distance: 105mm



SCT0281

**Binocular head**

Eye lens: WF10X

Object lens: 2Xor4X

Field of view: 11~5.5mm

Stage: melan-whiteness

Illuminator: light treatment or perspective

Working distance: 105mm



SCT0282

**Dissecting microscopes**

Eyepiece: 10X

Object lens: 2X(4X)

Magnification: 20X(40X)

Objective Working distance: &gt;25mm

Mechanical Stage: 70mm X 60mm



SCT0283

**Dissecting microscopes**

Eye lens: 10X

Magnification: 20X(40X)

Objective Working distance: &gt;25mm



SCT0284

**Continues times-changing dissecting microscopes**

Eye lens: 10X

Object lens: 4X

Magnification: 20X~40X

Eye lens Working distance: &gt;25mm





SCT0285

**Binocular head**

Eye lens: WF10X

Object lens: 2X/4X

Field of view:  $\Phi 20$

Stage: melan-whiteness

Illuminator: non-light treatment

Working distance: 57mm



SCT0286

**Binocular head**

Eye lens: WF10X

Object lens: 2X/4X

Field of view:  $\Phi 20$

Stage: melan-whiteness

Illuminator: light treatment

Working distance: 57mm



SCT0287

**Binocular head**

Eye lens: WF10X

Object lens: 2X/4X

Field of view:  $\Phi 20$

Stage: frosted glass

Illuminator: light treatment & perspective

Working distance: 57mm



SCT0288



SCT0289



SCT0290

Component	Specification	Models		
		SCT00279	SCT00280	SCT00281
Eyepiece Tube	Vertical monocular	●	●	
	Obliquity monocular			●
Eyepiece	Ramsden R10X(WF)	●	●	●
Objective	4X、10X、40X(R)oil	●	●	●
Stand	Fine & Coarse Focusing Stand	●	●	●
	Coarse Focusing Stand	●	●	●
Stage	Area:10x90mm	●	●	●
Illumination	Concave-Plano Reflecting mirror	●	●	●
	Optional Electrical illuminator			



SCT0341

SCT0341

**UL Listed****Plastic body case****Overheating protection****Foldable, easy to handle****Double lamp changer****Power supply can be shut off when top cover is opened****SPECIFICATION**

Item	Model	SCT00317
Objective		1 Lens f =280mm
Lamp		2 x 250w/24v
Working stage		250 x 250mm
Low-noise cooling system		<40dB
Voltage (50-60HZ)		110/220/230/240v
Light output		1500Lm
Fuse		2.5A
Elevation angle of projection		40° -65°
Projection distance		1.5m-3m
Packing dimensions		460x445x285cm
Net weight		6.5kg
Gross weight		8.5kg

**Metallic body case****Foldable, easy to handle****Double lamp changer****360° head rotation****Overheating protection****Color fringe adjustment****“Hi-low” lamp switch****Osram lamp made in Germany with life over 50hrs****anti-glare fresnel lens made in Germany****Power supply can be shut off when top cover is opened****SPECIFICATION**

Item	Model	3800-S2	3800-T2	3800-S4	3800-T4
Objective		1 Lens f =285mm	3 Lens f =330mm	3 Lens f =330mm	3 Lens f =330mm
Lamp		2 X 250w/24v	2 X 250w/24v	2 X 400w/36v	2 X 250w/24v
Working stage		285 X 285mm	285 X 285mm	85 X 285mm	285 X 285mm
Voltage (50-60HZ)		110/220/230/240v	110/220/230/240v	110/220/230/240v	110/220/230/240v
Light output		2000Lm	2000Lm	3000Lm	3000Lm
Fuse		2.5A	2.5A	5A	5A
Projection distance		1.5m-3m	1.5m-3m	1.5m-3.2m	1.5m-3.2m
Packing dimensions		56X48X36cm	56X48X36cm	56X48X36cm	56X48X36cm
Net weight		13.5kg	13.9kg	14kg	14.4kg
Gross weight		16.2kg	16.6kg	16.7kg	17.1kg



SCT0342



SCT0343

**Metallic body case**  
**Foldable, easy to handle**  
**Double lamp changer**  
**360° head rotation**  
**Overheating protection**  
**Color fringe adjustment**  
**“Hi-low” lamp switch**  
**osram lamp made in Germany with life over 50hrs**  
**anti-glare fresnel lens made in Germany**  
**Power supply can be shut off when top cover is opened**

## SPECIFICATION

Item \ Model	3900-S2	3900-T2	3900-S4	3900-T4
Objective	1 Lens f =285mm	3 Lens f =330mm	3 Lens f =330mm	3 Lens f =330mm
Lamp	2 X 250w/24v	2 X 250w/24v	2 X 400w/36v	2 X 250w/24v
Working stage	285 X 285mm	285 X 285mm	85 X 285mm	285 X 285mm
Voltage (50-60HZ)	110/220/230/240v	110/220/230/240v	110/220/230/240v	110/220/230/240v
Light output	2000Lm	2000Lm	3000Lm	3000Lm
Fuse	2.5A	2.5A	5A	5A
Projection distance	1.5m-3m	1.5m-3m	1.5m-3.2m	1.5m-3.2m
Packing dimensions	56X48X36cm	56X48X36cm	56X48X36cm	56X48X36cm
Net weight	13.5kg	13.9kg	14kg	14.4kg
Gross weight	16.2kg	16.6kg	16.7kg	17.1kg



SCT0344

**Metallic body case**  
**Overheating protection**  
**Foldable, easy to handle**  
**360° head rotation**  
**Double lamp changer**  
**Power supply can be shut off when top cover is opened**

## SPECIFICATION

Item \ Model	S2G2800	T2G2800
Objective	1 Lens f =280mm	3Lens f =280mm
Lamp	2 X 250w/24v	2 X 250w/24v
Working stage	250 X 250mm	250 X 250mm
Low-noise cooling system	<40dB	<40dB
Voltage (50-60HZ)	110/220/230/240v	110/220/230/240v
Light output	1800Lm	1800Lm
Fuse	2.5A	2.5A
Elevation angle of projection	40° -65°	40° -65°
Projection distance	1.5m-3m	1.5m-3m
Packing dimensions	49.5X46X33cm	49.5X46X33cm
Net weight	10kg	10kg
Gross weight	12.4kg	12.8kg





SCT0345

**Flexible post**  
**Vari-focal objective**  
**Hi-low lampswitch**  
**Double lamp changer**  
**Overheating protection**  
**Osram lamp made in germany**  
**Anti-glare fresnellens made in germany**  
**Power supply can be shut off when top cover is opened**

#### SPECIFICATION

Item	Model	6800T2G	6800T4G
Objective		1=280-320mm	1=280-320mm
Lamp		2 X 250w/24v	2 X 450w/36v
Working stage		285 X 285mm	285 X 285mm
Voltage (50-60HZ)		110/220/230/240v	110/220/230/240v
Light output		2200Lm	3000Lm
Fuse		2.5A	5A
Projection distance		1.3m-5m	1.3m-5m
Packing dimensions		46.5X41X36cm	46.5X41X36cm
Net weight		10kg	10kg
Gross weight		11.6kg	11.6kg



SCT0346  
Video projector

SCT0347  
Video projector



SCT0348  
Video projector

**The Visual Presenter \ Videofrequency user desk**

The Visual Presenter is a full-automatic multifunction visual presenter. It captures all types of presentation materials, such as papers, 3-D objects, transparencies, etc.

Catalog NO	Description	Packing
SC30000	1-Aminobutane	250ML
SC30001	1-Bromobutane	500ML
SC30001	1-Bromobutane	250ML
SC30002	1-Bromobutane	500ML
SC30002	1-Chlorobutane	250ML
SC30003	1-Iodobutane	100ML
SC30004	2,4-Dinitrophenylhydrazine, moistened with 33% w/w water	25G
SC30005	2-Bromo-2-methylpropane	250ML
SC30006	2-Bromobutane	100ML
SC30007	2-Chloro-2-methylpropane	250ML
SC30008	2-Methylpropan-1-ol	500ML
SC30008	2-Methylpropan-1-ol	2.5L
SC30008	2-Methylpropan-1-ol	1L
SC30009	2-Methylpropan-2-ol GR	500ML
SC30010	Acetic acid (Ethanoic acid), glacial	500ML
SC30010	Acetic acid (Ethanoic acid), glacial	2.5L
SC30011	Acetic acid (Ethanoic acid), glacial GR	2.5L
SC30011	Acetic acid (Ethanoic acid), glacial GR	1L
SC30012	Acetone (Propanone)	500ML
SC30013	Acetone (Propanone) GR	500ML
SC30013	Acetone (Propanone) GR	2.5L
SC30013	Acetone (Propanone) GR	1L
SC30014	Agar powder	500G
SC30014	Agar powder	250G
SC30015	Albustix 20 Strips/PK	1PK
SC30016	Aluminium chloride, anhydrous GR	500G
SC30016	Aluminium chloride, anhydrous GR	1KG
SC30017	Aluminium chloride, crystal	500G
SC30018	Aluminium foil	250G
SC30018	Aluminium foil	100G
SC30019	Aluminium oxide	500G
SC30020	Aluminium sulphate	100G
SC30021	Ammonia solution, 0.880 GR	500ML
SC30021	Ammonia solution, 0.880 GR	2.5L
SC30022	Ammonium aluminium sulphate	500G
SC30023	Ammonium aluminium sulphate GR	500G
SC30024	Ammonium carbonate	500G
SC30025	Ammonium carbonate GR	500G
SC30026	Ammonium chloride	500G
SC30027	Ammonium chloride GR	500G
SC30027	Ammonium chloride GR	1KG
SC30028	Ammonium iron(II) sulphate	500G
SC30028	Ammonium iron(II) sulphate	1KG
SC30029	Ammonium iron(II) sulphate GR	500G
SC30029	Ammonium iron(II) sulphate GR	250G
SC30030	Ammonium iron(III) sulphate GR	500G
SC30031	Ammonium molybdate(VI) - 4 - water	500G
SC30031	Ammonium molybdate(VI) - 4 - water	25G

Catalog NO	Description	Packing
SC30031	Ammonium molybdate(VI) - 4 - water	100G
SC30032	Ammonium nitrate	500G
SC30032	Ammonium nitrate	250G
SC30033	Ammonium nitrate GR	250G
SC30034	Ammonium sulphate	500G
SC30035	Ammonium sulphate GR	500G
SC30035	Ammonium sulphate GR	250G
SC30036	Amylase, alpha, free from reducing sugars	25G
SC30036	Amylase, alpha, free from reducing sugars	100G
SC30037	Anti-bumping stones	250G
SC30038	Ascorbic acid tablets, in bottle of 100 tablets	1EA
SC30039	Benedict's solution	500ML
SC30039	Benedict's solution	2.5L
SC30039	Benedict's solution	1L
SC30040	Benzaldehyde	500ML
SC30040	Benzaldehyde	250ML
SC30041	Benzaldehyde GR	500ML
SC30041	Benzaldehyde GR	250ML
SC30042	Benzenecarboxylic acid	250G
SC30043	Benzenecarboxylic acid GR	100G
SC30044	Benzoyl chloride	100ML
SC30045	Barium chloride	500G
SC30045	Barium chloride	1KG
SC30046	Barium chloride GR	500G
SC30047	Barium nitrate	500G
SC30047	Barium nitrate	250G
SC30048	Barium nitrate GR	500G
SC30048	Barium nitrate GR	250G
SC30049	Bismuth(III) chloride GR	500G
SC30049	Bismuth(III) chloride GR	100G
SC30050	Bromine GR	250ML
SC30050	Bromine GR	100ML
SC30051	Bromine, 1 mL ampoule GR	1AMP
SC30051	Bromine, 1 mL ampoule GR	10AMP
SC30052	Bromobenzene GR	250ML
SC30053	Bromothymol blue	5G
SC30053	Bromothymol blue	25G
SC30053	Bromothymol blue	10G
SC30054	Buffer tablet, pH 7	50 TABS
SC30055	Butan-1-ol	500ML
SC30056	Butan-1-ol GR	500ML
SC30056	Butan-1-ol GR	2.5L
SC30057	Butan-2-ol	500ML
SC30058	Butanal	500ML
SC30059	Butanal GR	25ML
SC30060	Butanoic acid	500ML
SC30061	Butanone	2.5L
SC30062	Butanone GR	500ML

Catalog NO	Description	Packing
SC30063	Calcium carbonate, precipitated	500G
SC30064	Calcium chloride, anhydrous	500G
SC30065	CALCIUM GRANULES	100G
SC30066	Calcium hydroxide	500G
SC30067	Calcium hydroxide GR	500G
SC30068	Calcium hypochlorite (benching powder)	500G
SC30069	Calcium nitrate	500G
SC30070	Calcium nitrate GR	500G
SC30071	Calcium oxide	500G
SC30072	Calcium oxide GR	500G
SC30073	Calcium sulphate	500G
SC30073	Calcium sulphate	250G
SC30074	Calcium sulphate GR	500G
SC30075	Canada balsam (dried)	100G
SC30076	Casein powder	100G
SC30077	Castor oil	500ML
SC30078	ChGRcoal, animal powder	250G
SC30079	ChGRcoal, wood powder	500G
SC30080	Chlorobenzene	500ML
SC30081	Chloroform (Trichloromethane) GR	500ML
SC30081	Chloroform (Trichloromethane) GR	2.5L
SC30082	Chromium(III) chloride	500G
SC30083	cis-Butenedioic acid (Maleic acid)	500G
SC30083	cis-Butenedioic acid (Maleic acid)	100G
SC30084	Citric acid	500G
SC30085	Citric acid GR	500G
SC30086	CLINISTIX 20 STRIPS/PK	1PK
SC30087	Cobalt(II) chloride	100G
SC30088	Cobalt(II) chloride GR	100G
SC30089	Cobalt(II) nitrate GR	100G
SC30090	Copper (II) sulphate, 5H <sub>2</sub> O	500G
SC30090	Copper (II) sulphate, 5H <sub>2</sub> O	1KG
SC30091	Copper (II) sulphate, 5H <sub>2</sub> O GR	500G
SC30092	Copper(II) carbonate	500G
SC30093	Copper(II) carbonate GR	250G
SC30094	Copper(II) chloride	250G
SC30095	Copper(II) chloride GR	500G
SC30096	Copper(II) nitrate-3-water GR	500G
SC30097	Copper(II) oxide	250G
SC30098	Copper, plate	500G
SC30099	Copper, powder	500G
SC30099	Copper, powder	250G
SC30099	Copper, powder	1KG
SC30099	Copper, powder	100G
SC30100	Copper, turnings	500G
SC30101	Cotton wool, absorbent	2REELS
SC30102	Cresol Red	5G
SC30102	Cresol Red	25G
SC30102	Cresol Red	10G

Catalog NO	Description	Packing
SC30103	Cyclohexane	2.5L
SC30104	Cyclohexane GR	500ML
SC30105	Cyclohexanol	500ML
SC30106	Cyclohexanone	500ML
SC30106	Cyclohexanone	2.5L
SC30107	Cyclohexanone GR	500ML
SC30108	Cyclohexene GR	100ML
SC30109	D(-)-Fructose	100G
SC30110	D(+)-Glucose	500G
SC30111	D(+)-Glucose GR	500G
SC30112	Dettol	1L
SC30113	Dichlorophenol-indophenol (DCPIP)	5G
SC30113	Dichlorophenol-indophenol (DCPIP)	25G
SC30113	Dichlorophenol-indophenol (DCPIP)	10G
SC30114	Diethylamine	500ML
SC30115	Diethylamine GR	500ML
SC30116	diLead(II) Lead(IV) oxide GR	500G
SC30116	diLead(II) Lead(IV) oxide GR	100G
SC30117	Diphenylamine GR	500G
SC30117	Diphenylamine GR	25G
SC30117	Diphenylamine GR	250G
SC30119	Disulphur dichloride	100ML
SC30120	Eosin B	25G
SC30120	Eosin B	10G
SC30121	Eosin Y, alcohol soluble	25G
SC30122	Eosin Y, water soluble	25G
SC30123	Ethanal	500ML
SC30124	Ethanamide	500G
SC30124	Ethanamide	250G
SC30125	Ethanamide GR	500G
SC30125	Ethanamide GR	250G
SC30126	Ethane-1,2-diamine	500ML
SC30127	Ethanedioic acid	500G
SC30128	Ethanedioic acid GR	500G
SC30129	Ethanol, 95%	2.5L
SC30130	Ethanol, absolute GR	2.5L
SC30131	Ethoxyethane	500ML
SC30131	Ethoxyethane	2.5L
SC30132	Ethoxyethane GR	500ML
SC30133	Ethyl benzoate	500ML
SC30134	Ethyl ethanoate GR	500ML
SC30134	Ethyl ethanoate GR	2.5L
SC30135	Ethylamine	500ML
SC30136	Ethylenediaminetetraethanoic acid, disodium salt GR	500G
SC30137	Formaldehyde (Methanal)	500ML
SC30137	Formaldehyde (Methanal)	2.5L
SC30137	Formaldehyde (Methanal)	1L
SC30138	Formaldehyde (Methanal) GR	500ML
SC30139	Glucose, monohydrate	500G



Catalog NO	Description	Packing
SC30140	Glucose, monohydrate GR	500G
SC30141	Glycerol (Glycerine)	500ML
SC30141	Glycerol (Glycerine)	2.5L
SC30142	Glycerol (Glycerine) GR	500ML
SC30143	Hexane-1,6-diamine	250G
SC30144	Hexanedioyl dichloride	25ML
SC30145	Hydrochloric acid, conc. GR	2.5L
SC30146	Hydrogen peroxide GR	500ML
SC30147	Iodine, resublimed	25G
SC30147	Iodine, resublimed	250G
SC30147	Iodine, resublimed	100G
SC30148	Iron filings, fine clean	500G
SC30149	Iron(II) sulphate	500G
SC30149	Iron(II) sulphate	250G
SC30150	Iron(II) sulphate GR	500G
SC30151	Iron(II) sulphide	500G
SC30152	Iron(III) chloride	500G
SC30152	Iron(III) chloride	250G
SC30153	Iron(III) chloride GR	500G
SC30153	Iron(III) chloride GR	250G
SC30154	Iron(III) nitrate	500G
SC30155	Iron(III) nitrate GR	500G
SC30156	Iron(III) oxide, powder	500G
SC30157	Iron(III) oxide, powder GR	500G
SC30158	Iron(III) sulphate GR	500G
SC30159	Lacmoid, dry	5G
SC30160	Lead shot, 3 mm	500G
SC30160	Lead shot, 3 mm	1KG
SC30161	Lead(II) bromide	500G
SC30161	Lead(II) bromide	250G
SC30162	Lead(II) chloride	500G
SC30162	Lead(II) chloride	100G
SC30163	Lead(II) chloride GR	500G
SC30164	Lead(II) ethanoate GR	500G
SC30165	Lead(II) nitrate	500G
SC30166	Lead(II) nitrate GR	500G
SC30167	Lead(II) oxide	500G
SC30167	Lead(II) oxide	250G
SC30167	Lead(II) oxide	100G
SC30168	Lead(IV) oxide GR	500G
SC30168	Lead(IV) oxide GR	100G
SC30169	Lead, foil	500G
SC30169	Lead, foil	1KG
SC30170	Leishman's stain, for blood smeGRs	25G
SC30170	Leishman's stain, for blood smeGRs	10G
SC30171	Lithium	25G
SC30172	Lithium chloride	500G
SC30172	Lithium chloride	100G
SC30173	Litmus, granulated	25G

Catalog NO	Description	Packing
SC30174	Magnesium carbonate	250G
SC30175	Magnesium carbonate GR	250G
SC30176	Magnesium oxide GR	500G
SC30177	Magnesium ribbon	25G
SC30178	Magnesium sulphate, anhydrous	500G
SC30179	Magnesium sulphate-7-water	500G
SC30179	Magnesium sulphate-7-water	1KG
SC30180	Magnesium sulphate-7-water GR	500G
SC30181	Manganese(II) chloride GR	250G
SC30181	Manganese(II) chloride GR	1KG
SC30182	Manganese(II) sulphate-1-water GR	500G
SC30182	Manganese(II) sulphate-1-water GR	250G
SC30183	Manganese(IV) oxide GR	500G
SC30184	Mercury(II) chloride GR	500G
SC30184	Mercury(II) chloride GR	100G
SC30185	Methanoic acid GR	500ML
SC30186	Methanol	500ML
SC30186	Methanol	2.5L
SC30187	Methanol GR	500ML
SC30187	Methanol GR	1L
SC30188	Methyl 2- methylpropenoate	500ML
SC30189	Methyl orange	50G
SC30189	Methyl orange	500G
SC30189	Methyl orange	25G
SC30190	Methyl red	25G
SC30190	Methyl red	10G
SC30190	Methyl red	100G
SC30191	Methylbenzene	2.5L
SC30192	Methylbenzene GR	500ML
SC30193	Methylene blue (alkaline)	25ML
SC30193	Methylene blue (alkaline)	100ML
SC30194	Methylene blue, alkaline (Loeffler), nucleGR stain	25G
SC30194	Methylene blue, alkaline (Loeffler), nucleGR stain	10G
SC30195	Naphthalen-2-ol (Naphth-2-ol) GR	250G
SC30196	n-Hexane 95%	500ML
SC30197	n-Hexane 95% GR	500ML
SC30198	Nickel plate	100G
SC30199	Nickel(II) chloride 6H2O	500G
SC30199	Nickel(II) chloride 6H2O	250G
SC30200	Nickel(II) sulphate	500G
SC30201	Nickel(II) sulphate GR	500G
SC30201	Nickel(II) sulphate GR	100G
SC30202	Nitric acid, conc. GR	500ML
SC30202	Nitric acid, conc. GR	2.5L
SC30203	Octadecanoic acid	500G
SC30204	Octadecanoic acid GR	500G
SC30205	Orcein	5G
SC30205	Orcein	10G
SC30206	Pentan-1-ol	500ML





Catalog NO	Description	Packing
SC30207	Pentan-1-ol GR	500ML
SC30208	Pepsin, 1:10000	25G
SC30209	Pepsin, 1:3000	25G
SC30210	Peptone, bacteriological	250G
SC30210	Peptone, bacteriological	100G
SC30211	Petroleum ether, 100-120oC	500ML
SC30212	Petroleum ether, 100-120oC GR	500ML
SC30213	Paraffin oil	500ML
SC30213	Paraffin oil	2.5L
SC30213	Paraffin oil	100ML
SC30214	pH paper, range 1-14, in book of 20.	10EA
SC30215	Phenol	500G
SC30216	Phenol GR	500G
SC30217	Phenol red	5G
SC30217	Phenol red	25G
SC30217	Phenol red	10G
SC30218	Phenolphthalein	500G
SC30218	Phenolphthalein	25G
SC30218	Phenolphthalein	250G
SC30218	Phenolphthalein	100G
SC30219	Phenylamine	500ML
SC30220	Phloroglucinol	25G
SC30221	Phosphoric(V) acid	500ML
SC30222	Phosphoric(V) acid GR	500ML
SC30222	Phosphoric(V) acid GR	2.5L
SC30223	Phosphorus(V) oxide	500G
SC30224	Potassium	25G
SC30224	Potassium	100G
SC30225	Potassium aluminium sulphate	500G
SC30226	Potassium aluminium sulphate GR	500G
SC30226	Potassium aluminium sulphate GR	250G
SC30227	Potassium bromate GR	500G
SC30228	Potassium bromide GR	500G
SC30229	Potassium carbonate	500G
SC30230	Potassium carbonate GR	500G
SC30231	Potassium chloride	500G
SC30231	Potassium chloride	1KG
SC30232	Potassium chloride GR	500G
SC30233	Potassium chromate(VI)	500G
SC30234	Potassium chromate(VI) GR	500G
SC30235	Potassium dichromate(VI) GR	500G
SC30236	Potassium dihydrogenphospate	500G
SC30236	Potassium dihydrogenphospate	250G
SC30236	Potassium dihydrogenphospate	1KG
SC30237	Potassium dihydrogenphospate GR	500G
SC30238	Potassium hexacyanoferrate(II)	500G
SC30239	Potassium hexacyanoferrate(III)	500G
SC30239	Potassium hexacyanoferrate(III)	250G
SC30239	Potassium hexacyanoferrate(III)	100G



Catalog NO	Description	Packing
SC30240	Potassium hexacyanoferrate(III) GR	500G
SC30241	Potassium hydrogencarbonate	500G
SC30242	Potassium hydroxide, pellets	500G
SC30242	Potassium hydroxide, pellets	1KG
SC30243	Potassium hydroxide, pellets GR	500G
SC30244	Potassium iodate(V)	500G
SC30244	Potassium iodate(V)	250G
SC30244	Potassium iodate(V)	100G
SC30245	Potassium iodate(V) GR	500G
SC30245	Potassium iodate(V) GR	250G
SC30245	Potassium iodate(V) GR	100G
SC30246	Potassium iodide	100G
SC30247	Potassium iodide GR	500G
SC30248	Potassium nitrate	500G
SC30249	Potassium nitrate GR	500G
SC30249	Potassium nitrate GR	1KG
SC30250	Potassium sodium (+)-tartrate GR	500G
SC30251	Potassium sulphate	500G
SC30252	Potassium sulphate GR	500G
SC30253	Potassium thiocyanate	500G
SC30254	Potassium thiocyanate GR	500G
SC30255	Propan-1,2,diol GR	500ML
SC30256	Propan-1-ol	500ML
SC30257	Propan-2-ol	500ML
SC30257	Propan-2-ol	1L
SC30258	Propanal GR	250ML
SC30259	Pumice stone	250G
SC30260	Pyrogallol, resublimed	100G
SC30261	Safranine, water and alcohol soluble	5G
SC30261	Safranine, water and alcohol soluble	25G
SC30262	Salicylic acid GR	500G
SC30262	Salicylic acid GR	250G
SC30262	Salicylic acid GR	100G
SC30263	Silicon GR	100G
SC30264	Silicon tetrachloride GR	500G
SC30265	Silicon(IV) oxide GR	500G
SC30266	Silver nitrate GR	100G
SC30267	Silver oxide	25G
SC30268	Soda lime	500G
SC30268	Soda lime	250G
SC30269	Sodium	500G
SC30269	Sodium	25G
SC30269	Sodium	100G
SC30270	Sodium acetate, anhydrous	500G
SC30271	Sodium acetate, anhydrous GR	250G
SC30272	Sodium benzoate	500G
SC30272	Sodium benzoate	250G
SC30273	Sodium benzoate GR	250G
SC30274	Sodium bromide GR	500G




Catalog NO	Description	Packing
SC30275	Sodium carbonate, anhydrous	500G
SC30276	Sodium carbonate, anhydrous GR	500G
SC30276	Sodium carbonate, anhydrous GR	1KG
SC30277	Sodium chloride	1KG
SC30278	Sodium chloride GR	500G
SC30279	Sodium citrate	500G
SC30279	Sodium citrate	250G
SC30279	Sodium citrate	1KG
SC30280	Sodium citrate GR	500G
SC30280	Sodium citrate GR	250G
SC30281	Sodium ethanoate	500G
SC30282	Sodium ethanoate GR	500G
SC30283	Sodium hydrogen carbonate GR	500G
SC30283	Sodium hydrogen carbonate GR	1KG
SC30284	Sodium hydrogen sulphite	500G
SC30285	Sodium hydrogen sulphite GR	500G
SC30286	Sodium hydroxide, pellets GR	500G
SC30286	Sodium hydroxide, pellets GR	1KG
SC30287	Sodium iodide	500G
SC30288	Sodium iodide GR	500G
SC30288	Sodium iodide GR	250G
SC30289	Sodium nitrate	500G
SC30290	Sodium nitrite	500G
SC30290	Sodium nitrite	1KG
SC30291	Sodium nitrite GR	500G
SC30292	Sodium peroxide	500G
SC30293	Sodium sulphate GR	500G
SC30294	Sodium sulphate, anhydrous	500G
SC30295	Sodium sulphate, anhydrous GR	500G
SC30296	Sodium sulphite anhydrous	500G
SC30296	Sodium sulphite anhydrous	250G
SC30296	Sodium sulphite anhydrous	1KG
SC30297	Sodium sulphite anhydrous GR	500G
SC30298	sodium tauroglycocholate (Bile salt )	25G
SC30298	sodium tauroglycocholate (Bile salt )	100G
SC30299	Sodium thiosulphate hydrate GR	500G
SC30300	Sorbic acid	100G
SC30301	Starch, soluble, free of reducing sugar	500G
SC30302	Starch, soluble, free of reducing sugar GR	250G
SC30303	Stearic acid	500G
SC30304	Stearic acid GR	500G
SC30305	Strontium chloride	500G
SC30306	Strontium chloride GR	500G
SC30306	Strontium chloride GR	250G
SC30306	Strontium chloride GR	100G
SC30307	Strontium nitrate GR	500G
SC30308	Sucrose	500G
SC30309	Sucrose GR	250G
SC30309	Sucrose GR	1KG

Catalog NO	Description	Packing
SC30310	Sudan III	25G
SC30311	Sulphur, crushed	500G
SC30312	Sulphuric acid, conc. GR	500ML
SC30312	Sulphuric acid, conc. GR	2.5L
SC30313	Testpaper, blue litmus, 200strips	1PK
SC30314	Testpaper, lead ethanoate, 200strips	1PK
SC30315	Testpaper, pH, range 1-11, 200strips	1PK
SC30316	Testpaper, red litmus, 200strips	1PK
SC30317	Testpaper, Starch iodide, 200strips	1PK
SC30318	Thymol blue	5G
SC30318	Thymol blue	25G
SC30318	Thymol blue	10G
SC30319	Tin(II) chloride	500G
SC30320	Tin(II) chloride GR	500G
SC30320	Tin(II) chloride GR	250G
SC30320	Tin(II) chloride GR	100G
SC30321	Tin(IV) chloride	500G
SC30322	Tin, foil	500G
SC30322	Tin, foil	250G
SC30322	Tin, foil	100G
SC30323	Trimethylamine	500ML
SC30324	Universal indicator	500ML
SC30325	Urea	500G
SC30326	Vaseline	500G
SC30326	Vaseline	1KG
SC30326	Vaseline	100G
SC30327	Volasil 244	500ML
SC30328	Wood splint bundles	1000/PK
SC30329	Xylene (dimethylbenzene)	500ML
SC30330	Xylene (dimethylbenzene) GR	500ML
SC30330	Xylene (dimethylbenzene) GR	2.5L
SC30331	Zinc carbonate	250G
SC30332	Zinc chloride	500G
SC30332	Zinc chloride	1KG
SC30333	Zinc chloride GR	250G
SC30334	Zinc foil	500G
SC30335	Zinc nitrate	500G
SC30335	Zinc nitrate	250G
SC30336	Zinc nitrate GR	500G
SC30337	Zinc sulphate-7-water	500G
SC30338	Zinc sulphate-7-water GR	500G
SC30339	Zinc, granulated	1KG
SC30340	Zinc, granulated GR	500G
SC30341	Zinc, powder	500G
SC30341	Zinc, powder	250G
SC30342	Zinc, powder GR	500G
SC30118	di-Potassium hydrogenphosphate GR	500G









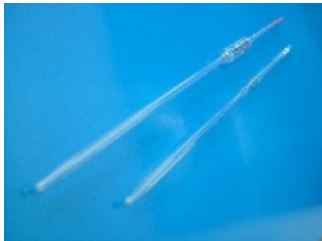
	Catalog NO	Description
<b>Beaker</b> 	SCC1053	BEAKER 5ML LOW FORM BOROSILICATE
	SCC1033	BEAKER 10ML LOW FORM BOROSILICATE
	SCC1041	BEAKER 25ML LOW FORM BOROSILICATE
	SCC1050	BEAKER 50ML LOW FORM BOROSILICATE
	SCC1031	BEAKER 100ML LOW FORM BOROSILICATE
	SCC1034	BEAKER 150ML LOW FORM BOROSILICATE
	SCC1038	BEAKER 200ML LOW FORM BOROSILICATE
	SCC1039	BEAKER 250ML LOW FORM BOROSILICATE
	SCC1047	BEAKER 400ML LOW FORM BOROSILICATE
	SCC1049	BEAKER 500ML LOW FORM BOROSILICATE
	SCC1054	BEAKER 600ML LOW FORM BOROSILICATE
	SCC1056	BEAKER 800ML LOW FORM BOROSILICATE
	SCC1036	BEAKER 1L LOW FORM BOROSILICATE
	SCC1043	BEAKER 2L LOW FORM BOROSILICATE
	SCC1045	BEAKER 3L LOW FORM BOROSILICATE
	SCC1052	BEAKER 5L LOW FORM BOROSILICATE
	SCC1042	BEAKER 25ML TALL FORM BOROSILICATE
	SCC1051	BEAKER 50ML TALL FORM BOROSILICATE
	SCC1032	BEAKER 100ML TALL FORM BOROSILICATE
	SCC1035	BEAKER 150ML TALL FORM BOROSILICATE
	SCC1040	BEAKER 250ML TALL FORM BOROSILICATE
	SCC1048	BEAKER 400ML TALL FORM BOROSILICATE
	SCC1055	BEAKER 600ML TALL FORM BOROSILICATE
	SCC1057	BEAKER 800ML TALL FORM BOROSILICATE
	SCC1037	BEAKER 1L TALL FORM BOROSILICATE
	SCC1044	BEAKER 2L TALL FORM BOROSILICATE
	SCC1046	BEAKER 3L TALL FORM BOROSILICATE
<b>Conical Flask</b> 	SCC1171	FLASK CONICAL ERLLENMEYER, BOROSILICATE 10ML RIM GRADUATED
	SCC1177	FLASK CONICAL ERLLENMEYER, BOROSILICATE 25ML RIM GRADUATED
	SCC1181	FLASK CONICAL ERLLENMEYER, BOROSILICATE 50ML RIM GRADUATED
	SCC1170	FLASK CONICAL ERLLENMEYER, BOROSILICATE 100ML RIM GRADUATED
	SCC1172	FLASK CONICAL ERLLENMEYER, BOROSILICATE 125ML RIM GRADUATED
	SCC1173	FLASK CONICAL ERLLENMEYER, BOROSILICATE 150ML RIM GRADUATED
	SCC1175	FLASK CONICAL ERLLENMEYER, BOROSILICATE 200ML RIM GRADUATED
	SCC1176	FLASK CONICAL ERLLENMEYER, BOROSILICATE 250ML RIM GRADUATED
	SCC1178	FLASK CONICAL ERLLENMEYER, BOROSILICATE 300ML RIM GRADUATED
	SCC1180	FLASK CONICAL ERLLENMEYER, BOROSILICATE 500ML RIM GRADUATED
	SCC1174	FLASK CONICAL ERLLENMEYER, BOROSILICATE 1L RIM GRADUATED
	SCC1124	FLASK CONICAL ERLLENMEYER, BOROSILICATE 2L RIM GRADUATED
<b>Boiling Flask</b> 	SCC1141	FLASK BOILING FLAT BOTTOM 5ML
	SCC1127	FLASK BOILING FLAT BOTTOM 10ML
	SCC1134	FLASK BOILING FLAT BOTTOM 25ML
	SCC1139	FLASK BOILING FLAT BOTTOM 50ML
	SCC1125	FLASK BOILING FLAT BOTTOM 100ML
	SCC1128	FLASK BOILING FLAT BOTTOM 150ML
	SCC1131	FLASK BOILING FLAT BOTTOM 200ML
	SCC1133	FLASK BOILING FLAT BOTTOM 250ML
	SCC1136	FLASK BOILING FLAT BOTTOM 300ML
	SCC1138	FLASK BOILING FLAT BOTTOM 500ML
	SCC1130	FLASK BOILING FLAT BOTTOM 1L
	SCC1135	FLASK BOILING FLAT BOTTOM 2L
	SCC1137	FLASK BOILING FLAT BOTTOM 3L
	SCC1140	FLASK BOILING FLAT BOTTOM 5L
	SCC1126	FLASK BOILING FLAT BOTTOM 10L
	SCC1129	FLASK BOILING FLAT BOTTOM 15L
	SCC1132	FLASK BOILING FLAT BOTTOM 20L
<b>Test tube</b> 	SCC1438	TEST TUBE 10X75MM RIM
	SCC1436	TEST TUBE 10X100MM RIM
	SCC1444	TEST TUBE 12X75MM RIM
	SCC1440	TEST TUBE 12X100MM RIM
	SCC1442	TEST TUBE 12X120MM RIM
	SCC1446	TEST TUBE 13X100MM RIM
	SCC1448	TEST TUBE 13X130MM RIM
	SCC1450	TEST TUBE 15X100MM RIM
	SCC1452	TEST TUBE 15X150MM RIM
	SCC1455	TEST TUBE 18X150MM RIM
	SCC1457	TEST TUBE 18X180MM RIM
	SCC1462	TEST TUBE 21X150MM RIM




	Catalog NO	Description
	SCC1464	TEST TUBE 21X180MM RIM
	SCC1466	TEST TUBE 21X200MM RIM
	SCC1454	TEST TUBE 16X125MM RIM
	SCC1468	TEST TUBE 25X150MM RIM
	SCC1470	TEST TUBE 25X180MM RIM
	SCC1472	TEST TUBE 25X200MM RIM
	SCC1474	TEST TUBE 30X200MM RIM
	SCC1439	TEST TUBE 10X75MM RIMLESS
	SCC1437	TEST TUBE 10X100MM RIMLESS
	SCC1445	TEST TUBE 12X75MM RIMLESS
	SCC1441	TEST TUBE 12X100MM RIMLESS
	SCC1443	TEST TUBE 12X120MM RIMLESS
	SCC1447	TEST TUBE 13X100MM RIMLESS
	SCC1449	TEST TUBE 13X130MM RIMLESS
	SCC1451	TEST TUBE 15X100MM RIMLESS
	SCC1453	TEST TUBE 15X150MM RIMLESS
	SCC1456	TEST TUBE 18X150MM RIMLESS
	SCC1458	TEST TUBE 18X180MM RIMLESS
	SCC1459	TEST TUBE 20X150MM RIMLESS
	SCC1460	TEST TUBE 20X180MM RIMLESS
	SCC1461	TEST TUBE 20X200MM RIMLESS
	SCC1463	TEST TUBE 21X150MM RIMLESS
	SCC1465	TEST TUBE 21X180MM RIMLESS
	SCC1467	TEST TUBE 21X200MM RIMLESS
	SCC1469	TEST TUBE 25X150MM RIMLESS
	SCC1471	TEST TUBE 25X180MM RIMLESS
	SCC1473	TEST TUBE 25X200MM RIMLESS
	SCC1475	TEST TUBE 30X200MM RIMLESS
	SCC1476	TEST TUBE 40X200MM RIMLESS
	SCC1477	TEST TUBE 50X200MMLRIMLESS
<b>Desiccator</b>	SCC1089	Desiccators dia 100mm glass
	SCC1091	Desiccators dia 150mm glass
	SCC1093	Desiccators dia 180mm glass
	SCC1095	Desiccators dia 210mm glass
	SCC1097	Desiccators dia 240mm glass
	SCC1099	Desiccators dia 300mm glass
	SCC1101	Desiccators dia 400mm glass
	SCC1090	Desiccators dia 100mm glass, With vaccum stopcock
	SCC1092	Desiccators dia 150mm glass, With vaccum stopcock
	SCC1094	Desiccators dia 180mm glass, With vaccum stopcock
	SCC1096	Desiccators dia 210mm glass, With vaccum stopcock
	SCC1098	Desiccators dia 240mm glass, With vaccum stopcock
	SCC1100	Desiccators dia 300mm glass, With vaccum stopcock
	SCC1102	Desiccators dia 400mm glass, With vaccum stopcock
<b>Dropping Bottle</b> 	SCC1106	DROPPING BOTTLE 30ML CLEAR GLASS
	SCC1108	DROPPING BOTTLE 60ML CLEAR GLASS
	SCC1104	DROPPING BOTTLE 125ML CLEAR GLASS
	SCC1105	DROPPING BOTTLE 30ML AMBER GLASS
	SCC1107	DROPPING BOTTLE 60ML AMBER GLASS
	SCC1103	DROPPING BOTTLE 125ML AMBER GLASS
	SCC1112	DROPPING BOTTLE FINE TIP 30ML CLEAR GLASS
	SCC1114	DROPPING BOTTLE FINE TIP 60ML CLEAR GLASS
	SCC1110	DROPPING BOTTLE FINE TIP 125ML CLEAR GLASS
	SCC1111	DROPPING BOTTLE FINE TIP 30ML AMBER GLASS
	SCC1113	DROPPING BOTTLE FINE TIP 60ML AMBER GLASS
	SCC1109	DROPPING BOTTLE FINE TIP 125ML AMBER GLASS
<b>Separation</b> 	SCC1060	Buchner Funnel With Perforated Eilter Disc Porcelain 100mm
	SCC1061	Buchner Funnel With Perforated Eilter Disc Porcelain 150mm
	SCC1117	FILTERING FLASK WITH SIDE TUBE, 500ML
	SCC1115	FILTERING FLASK WITH SIDE TUBE, 1L
	SCC1116	FILTERING FLASK WITH SIDE TUBE, 2L
	SCC1122	FILTRATION SET, 250ML FUNNEL CAP SUPPORT BASE CLAMP & FLASK
	SCC1123	FILTRATION SET, 500ML FUNNEL CAP SUPPORT BASE CLAMP & FLASK
	SCC1121	FILTRATION SET, 1L FUNNEL CAP SUPPORT BASE CLAMP & FLASK
	SCC1119	FILTRATION SET 250ML FUNNEL ONLY
	SCC1120	FILTRATION SET 500ML FUNNEL ONLY
	SCC1118	FILTRATION SET 1L FUNNEL ONLY
	SCC1221	FUNNEL GLASS SHORT STEM 40MM
	SCC1270	FUNNEL STD GLASS SHORT STEM 50MM

	Catalog NO	Description
 	SCC1271	FUNNEL STD GLASS SHORT STEM 60MM
	SCC1272	FUNNEL STD GLASS SHORT STEM 75MM
	SCC1273	FUNNEL STD GLASS SHORT STEM 90MM
	SCC1268	FUNNEL STD GLASS SHORT STEM 120MM
	SCC1269	FUNNEL STD GLASS SHORT STEM 150MM
	SCC1217	FUNNEL GLASS SHORT STEM 180MM
	SCC1218	FUNNEL GLASS SHORT STEM 210MM
	SCC1219	FUNNEL GLASS SHORT STEM 240MM
	SCC1220	FUNNEL GLASS SHORT STEM 300MM
	SCC1212	FUNNEL GLASS LONG STEM 40MM
	SCC1213	FUNNEL GLASS LONG STEM 50MM
	SCC1214	FUNNEL GLASS LONG STEM 60MM
	SCC1215	FUNNEL GLASS LONG STEM 75MM
	SCC1216	FUNNEL GLASS LONG STEM 90MM
	SCC1211	FUNNEL GLASS LONG STEM 120MM
	SCC1243	FUNNEL SEPARATING, CONICAL PTFE STOPCOCK, 14, 25ML
	SCC1244	FUNNEL SEPARATING, CONICAL PTFE STOPCOCK, 14, 50ML
	SCC1241	FUNNEL SEPARATING, CONICAL PTFE STOPCOCK, 14, 100ML
	SCC1245	FUNNEL SEPARATING, CONICAL PTFE STOPCOCK, 19, 100ML
	SCC1242	FUNNEL SEPARATING, CONICAL PTFE STOPCOCK, 14, 250ML
	SCC1246	FUNNEL SEPARATING, CONICAL PTFE STOPCOCK, 19, 250ML
	SCC1247	FUNNEL SEPARATING, CONICAL PTFE STOPCOCK, 19, 500ML
	SCC1250	FUNNEL SEPARATING, CONICAL PTFE STOPCOCK, 24, 500ML
	SCC1253	FUNNEL SEPARATING, CONICAL PTFE STOPCOCK, 29, 500ML
	SCC1248	FUNNEL SEPARATING, CONICAL PTFE STOPCOCK, 24, 1L
	SCC1251	FUNNEL SEPARATING, CONICAL PTFE STOPCOCK, 29, 1L
	SCC1249	FUNNEL SEPARATING, CONICAL PTFE STOPCOCK, 24, 2L
	SCC1252	FUNNEL SEPARATING, CONICAL PTFE STOPCOCK, 29, 2L
	SCC1225	FUNNEL SEPARATING, CONICAL, 25ML
	SCC1228	FUNNEL SEPARATING, CONICAL, 60ML
	SCC1222	FUNNEL SEPARATING, CONICAL, 125ML
	SCC1224	FUNNEL SEPARATING, CONICAL, 250ML
	SCC1227	FUNNEL SEPARATING, CONICAL, 500ML
	SCC1223	FUNNEL SEPARATING, CONICAL, 1L
	SCC1226	FUNNEL SEPARATING, CONICAL, 2L
	SCC1231	FUNNEL SEPARATING, CONICAL GLASS STOPCOCK, 14, 50ML
	SCC1229	FUNNEL SEPARATING, CONICAL GLASS STOPCOCK, 14, 100ML
	SCC1232	FUNNEL SEPARATING, CONICAL GLASS STOPCOCK, 19, 100ML
	SCC1230	FUNNEL SEPARATING, CONICAL GLASS STOPCOCK, 14, 250ML
	SCC1233	FUNNEL SEPARATING, CONICAL GLASS STOPCOCK, 19, 250ML
	SCC1234	FUNNEL SEPARATING, CONICAL GLASS STOPCOCK, 19, 500ML
	SCC1237	FUNNEL SEPARATING, CONICAL GLASS STOPCOCK, 24, 500ML
	SCC1240	FUNNEL SEPARATING, CONICAL GLASS STOPCOCK, 29, 500ML
	SCC1235	FUNNEL SEPARATING, CONICAL GLASS STOPCOCK, 24, 1L
	SCC1238	FUNNEL SEPARATING, CONICAL GLASS STOPCOCK, 29, 1L
	SCC1236	FUNNEL SEPARATING, CONICAL GLASS STOPCOCK, 24, 2L
	SCC1239	FUNNEL SEPARATING, CONICAL GLASS STOPCOCK, 29, 2L
	SCC1257	FUNNEL SEPARATING, PEAR, 25ML
	SCC1260	FUNNEL SEPARATING, PEAR, 60ML
	SCC1254	FUNNEL SEPARATING, PEAR, 125ML
	SCC1256	FUNNEL SEPARATING, PEAR, 250ML
	SCC1259	FUNNEL SEPARATING, PEAR, 500ML
	SCC1255	FUNNEL SEPARATING, PEAR, 1L
	SCC1258	FUNNEL SEPARATING, PEAR, 2L
	SCC1264	FUNNEL SEPARATING, PEAR PTFE STOPCOCK, 25ML
	SCC1267	FUNNEL SEPARATING, PEAR PTFE STOPCOCK, 60ML
	SCC1261	FUNNEL SEPARATING, PEAR PTFE STOPCOCK, 125ML
	SCC1263	FUNNEL SEPARATING, PEAR PTFE STOPCOCK, 250ML
	SCC1266	FUNNEL SEPARATING, PEAR PTFE STOPCOCK, 500ML
	SCC1262	FUNNEL SEPARATING, PEAR PTFE STOPCOCK, 1L
	SCC1265	FUNNEL SEPARATING, PEAR PTFE STOPCOCK, 2L
<b>Common glassware</b> 	SCC1078	COVER GLASS DISH 18X18MM 100PSC/BOX
	SCC1079	COVER GLASS DISH 20X20MM 100PSC/BOX
	SCC1077	COVER GLASS DISH 12X22MM 100PSC/BOX
	SCC1082	COVER GLASS DISH 24X24MM 100PSC/BOX
	SCC1080	COVER GLASS DISH 22X22MM 100PSC/BOX
	SCC1081	COVER GLASS DISH 22X40MM 100PSC/BOX
	SCC1307	MICROSCOPE SLIDE GROUNDED EDGES SIZES 23MMX75.5MMX08MM
	SCC1308	MICROSCOPE SLIDE SINGLE CAVITY. SIZE 25X76.2MM HOLE DIAMET





	Catalog NO	Description
	SCC1029	Alcohol Lamp 125ml
	SCC1030	Alcohol Lamp 250ml
	SCC1547	WATCHGLASS 40MM
	SCC1548	WATCHGLASS 45MM
	SCC1549	WATCHGLASS 50MM
	SCC1550	WATCHGLASS 60MM
	SCC1551	WATCHGLASS 70MM
	SCC1552	WATCHGLASS 80MM
	SCC1553	WATCHGLASS 90MM
	SCC1543	WATCHGLASS 100MM
	SCC1544	WATCHGLASS 120MM
	SCC1545	WATCHGLASS 150MM
	SCC1546	WATCHGLASS 180MM
	SCC1312	PETRI DISH, GLASSBOROSILICATED GLASS DIA 60MM
	SCC1313	PETRI DISH, GLASSBOROSILICATED GLASS DIA 75MM
	SCC1314	PETRI DISH, GLASSBOROSILICATED GLASS DIA 90MM
	SCC1309	PETRI DISH, GLASSBOROSILICATED GLASS DIA 100MM
	SCC1310	PETRI DISH, GLASSBOROSILICATED GLASS DIA 120MM
	SCC1311	PETRI DISH, GLASSBOROSILICATED GLASS DIA 150MM
	SCC1278	GLASS ROD 7X 200MM
	SCC1279	GLASS ROD 7X 250MM
	SCC1280	GLASS ROD 7X 300MM
	SCC1478	THERMOMETER, ALCOHOL(RED) 300MM, 0-50C
	SCC1479	THERMOMETER, ALCOHOL(RED) 300MM, 0-60C
	SCC1480	THERMOMETER, ALCOHOL(RED) 300MM, 0-100C
	SCC1481	THERMOMETER, MERCURY (RED) 300MM, 0-200C
	SCC1482	THERMOMETER, MERCURY 300MM, 0-360C
	SCC1084	CRUCIBLE, PORCELAIN UNGLAZEDBASE, 20ML MEDIUM
	SCC1085	CRUCIBLE, PORCELAIN UNGLAZEDBASE, 25ML MEDIUM
	SCC1086	CRUCIBLE, PORCELAIN UNGLAZEDBASE, 30ML MEDIUM
	SCC1087	CRUCIBLE, PORCELAIN UNGLAZEDBASE, 35ML MEDIUM
	SCC1088	CRUCIBLE, PORCELAIN UNGLAZEDBASE, 50ML MEDIUM
	SCC1083	CRUCIBLE, PORCELAIN UNGLAZEDBASE, 100ML MEDIUM
	SCC1274	GAS COLLECTING JAR 125ML
	SCC1276	GAS COLLECTING JAR 250ML
	SCC1277	GAS COLLECTING JAR 500ML
	SCC1275	GAS COLLECTING JAR 1L
<b>Measuring &amp; Volumetric</b> 	SCC1287	MEASURING CYLINDER GLASS 1ML
	SCC1297	MEASURING CYLINDER GLASS 2ML
	SCC1303	MEASURING CYLINDER GLASS 5ML
	SCC1283	MEASURING CYLINDER GLASS 10ML
	SCC1284	MEASURING CYLINDER GLASS 15ML
	SCC1289	MEASURING CYLINDER GLASS 20ML
	SCC1293	MEASURING CYLINDER GLASS 25ML
	SCC1301	MEASURING CYLINDER GLASS 50ML
	SCC1281	MEASURING CYLINDER GLASS 100ML
	SCC1291	MEASURING CYLINDER GLASS 250ML
	SCC1299	MEASURING CYLINDER GLASS 500ML
	SCC1285	MEASURING CYLINDER GLASS 1L
	SCC1295	MEASURING CYLINDER GLASS 2L
	SCC1288	MEASURING CYLINDER GLASS 1ML W/STOPPER GLASS
	SCC1298	MEASURING CYLINDER GLASS 2ML W/STOPPER GLASS
	SCC1304	MEASURING CYLINDER GLASS 5ML W/STOPPER GLASS
	SCC1305	MEASURING CYLINDER GLASS 10ML W/STOPPER GLASS
	SCC1306	MEASURING CYLINDER GLASS 15ML W/STOPPER GLASS
	SCC1290	MEASURING CYLINDER GLASS 20ML W/STOPPER GLASS
	SCC1294	MEASURING CYLINDER GLASS 25ML W/STOPPER GLASS
	SCC1302	MEASURING CYLINDER GLASS 50ML W/STOPPER GLASS
	SCC1282	MEASURING CYLINDER GLASS 100ML W/STOPPER GLASS
	SCC1292	MEASURING CYLINDER GLASS 250ML W/STOPPER GLASS
	SCC1300	MEASURING CYLINDER GLASS 500ML W/STOPPER GLASS
	SCC1286	MEASURING CYLINDER GLASS 1L W/STOPPER GLASS
	SCC1296	MEASURING CYLINDER GLASS 2L W/STOPPER GLASS
	SCC1315	PIPETTE GRADUATED GLASS 0.1ML CLASS A
	SCC1319	PIPETTE GRADUATED GLASS 0.2ML CLASS A
	SCC1317	PIPETTE GRADUATED GLASS 0.25ML CLASS A
	SCC1321	PIPETTE GRADUATED GLASS 0.5ML CLASS A
	SCC1323	PIPETTE GRADUATED GLASS 1.0ML CLASS A
	SCC1331	PIPETTE GRADUATED GLASS 2.0ML CLASS A
	SCC1337	PIPETTE GRADUATED GLASS 5.0ML CLASS A


	Catalog NO	Description
	SCC1325	PIPETTE GRADUATED GLASS 10.0ML CLASS A
	SCC1329	PIPETTE GRADUATED GLASS 15.0ML CLASS A
	SCC1333	PIPETTE GRADUATED GLASS 20.0ML CLASS A
	SCC1335	PIPETTE GRADUATED GLASS 25.0ML CLASS A
	SCC1339	PIPETTE GRADUATED GLASS 50.0ML CLASS A
	SCC1327	PIPETTE GRADUATED GLASS 100.0ML CLASS A
	SCC1316	PIPETTE GRADUATED GLASS 0.1ML CLASS B
	SCC1320	PIPETTE GRADUATED GLASS 0.2ML CLASS B
	SCC1318	PIPETTE GRADUATED GLASS 0.25ML CLASS B
	SCC1322	PIPETTE GRADUATED GLASS 0.5ML CLASS B
	SCC1324	PIPETTE GRADUATED GLASS 1.0ML CLASS B
	SCC1332	PIPETTE GRADUATED GLASS 2.0ML CLASS B
	SCC1338	PIPETTE GRADUATED GLASS 5.0ML CLASS B
	SCC1326	PIPETTE GRADUATED GLASS 10.0ML CLASS B
	SCC1330	PIPETTE GRADUATED GLASS 15.0ML CLASS B
	SCC1334	PIPETTE GRADUATED GLASS 20.0ML CLASS B
	SCC1336	PIPETTE GRADUATED GLASS 25.0ML CLASS B
	SCC1340	PIPETTE GRADUATED GLASS 50.0ML CLASS B
	SCC1328	PIPETTE GRADUATED GLASS 100.0ML CLASS B
	SCC1341	PIPETTE ONE MARK GLASS 0.1ML CLASS A
	SCC1343	PIPETTE ONE MARK GLASS 0.5ML CLASS A
	SCC1351	PIPETTE ONE MARK GLASS 1ML CLASS A
	SCC1357	PIPETTE ONE MARK GLASS 2ML CLASS A
	SCC1361	PIPETTE ONE MARK GLASS 3ML CLASS A
	SCC1363	PIPETTE ONE MARK GLASS 4ML CLASS A
	SCC1367	PIPETTE ONE MARK GLASS 5ML CLASS A
	SCC1347	PIPETTE ONE MARK GLASS 10ML CLASS A
	SCC1349	PIPETTE ONE MARK GLASS 15ML CLASS A
	SCC1353	PIPETTE ONE MARK GLASS 20ML CLASS A
	SCC1355	PIPETTE ONE MARK GLASS 25ML CLASS A
	SCC1359	PIPETTE ONE MARK GLASS 30ML CLASS A
	SCC1365	PIPETTE ONE MARK GLASS 50ML CLASS A
	SCC1345	PIPETTE ONE MARK GLASS 100ML CLASS A
	SCC1342	PIPETTE ONE MARK GLASS 0.1ML CLASS B
	SCC1344	PIPETTE ONE MARK GLASS 0.5ML CLASS B
	SCC1352	PIPETTE ONE MARK GLASS 1ML CLASS B
	SCC1358	PIPETTE ONE MARK GLASS 2ML CLASS B
	SCC1362	PIPETTE ONE MARK GLASS 3ML CLASS B
	SCC1364	PIPETTE ONE MARK GLASS 4ML CLASS B
	SCC1368	PIPETTE ONE MARK GLASS 5ML CLASS B
	SCC1348	PIPETTE ONE MARK GLASS 10ML CLASS B
	SCC1350	PIPETTE ONE MARK GLASS 15ML CLASS B
	SCC1354	PIPETTE ONE MARK GLASS 20ML CLASS B
	SCC1356	PIPETTE ONE MARK GLASS 25ML CLASS B
	SCC1360	PIPETTE ONE MARK GLASS 30ML CLASS B
	SCC1366	PIPETTE ONE MARK GLASS 50ML CLASS B
	SCC1346	PIPETTE ONE MARK GLASS 100ML CLASS B
	SCC1065	BURETTE 10ML PTFE STOPCOCK ST
	SCC1068	BURETTE 15ML PTFE STOPCOCK ST
	SCC1071	BURETTE 25ML PTFE STOPCOCK ST
	SCC1074	BURETTE 50ML PTFE STOPCOCK ST
	SCC1062	BURETTE 100ML PTFE STOPCOCK ST
	SCC1064	BURETTE 10ML GLASS STOPCOCK ST
	SCC1067	BURETTE 15ML GLASS STOPCOCK ST
	SCC1070	BURETTE 25ML GLASS STOPCOCK ST
	SCC1073	BURETTE 50ML GLASS STOPCOCK ST
	SCC1076	BURETTE 100ML GLASS STOPCOCK ST
	SCC1066	BURETTE 10ML PTFE STOPCOCK ST BLUE LINE
	SCC1069	BURETTE 15ML PTFE STOPCOCK ST BLUE LINE
	SCC1072	BURETTE 25ML PTFE STOPCOCK ST BLUE LINE
	SCC1075	BURETTE 50ML PTFE STOPCOCK ST BLUE LINE
	SCC1063	BURETTE 100ML PTFE STOPCOCK ST BLUE LINE
		Note: Amber glass double in price for all volumetric product
	SCC1499	VOLUMETRIC FLASK 1ML CLASS A GLASS STOPPER
	SCC1523	VOLUMETRIC FLASK 2ML CLASS A GLASS STOPPER
	SCC1539	VOLUMETRIC FLASK 5ML CLASS A GLASS STOPPER
	SCC1491	VOLUMETRIC FLASK 10ML CLASS A GLASS STOPPER
	SCC1507	VOLUMETRIC FLASK 20ML CLASS A GLASS STOPPER
	SCC1515	VOLUMETRIC FLASK 25ML CLASS A GLASS STOPPER
	SCC1531	VOLUMETRIC FLASK 50ML CLASS A GLASS STOPPER

	Catalog NO	Description
	SCC1483	VOLUMETRIC FLASK 100MLCLASS A GLASS STOPPER
	SCC1503	VOLUMETRIC FLASK 200MLCLASS A GLASS STOPPER
	SCC1511	VOLUMETRIC FLASK 250MLCLASS A GLASS STOPPER
	SCC1527	VOLUMETRIC FLASK 500MLCLASS A GLASS STOPPER
	SCC1495	VOLUMETRIC FLASK 1LCLASS A GLASS STOPPER
	SCC1519	VOLUMETRIC FLASK 2LCLASS A GLASS STOPPER
	SCC1535	VOLUMETRIC FLASK 5LCLASS A GLASS STOPPER
	SCC1487	VOLUMETRIC FLASK 10LCLASS A GLASS STOPPER
	SCC1501	VOLUMETRIC FLASK 1MLCLASS B GLASS STOPPER
	SCC1525	VOLUMETRIC FLASK 2MLCLASS B GLASS STOPPER
	SCC1541	VOLUMETRIC FLASK 5MLCLASS B GLASS STOPPER
	SCC1493	VOLUMETRIC FLASK 10MLCLASS B GLASS STOPPER
	SCC1509	VOLUMETRIC FLASK 20MLCLASS B GLASS STOPPER
	SCC1517	VOLUMETRIC FLASK 25MLCLASS B GLASS STOPPER
	SCC1533	VOLUMETRIC FLASK 50MLCLASS B GLASS STOPPER
	SCC1485	VOLUMETRIC FLASK 100MLCLASS B GLASS STOPPER
	SCC1505	VOLUMETRIC FLASK 200MLCLASS B GLASS STOPPER
	SCC1513	VOLUMETRIC FLASK 250MLCLASS B GLASS STOPPER
	SCC1529	VOLUMETRIC FLASK 500MLCLASS B GLASS STOPPER
	SCC1497	VOLUMETRIC FLASK 1LCLASS B GLASS STOPPER
	SCC1521	VOLUMETRIC FLASK 2LCLASS B GLASS STOPPER
	SCC1537	VOLUMETRIC FLASK 5LCLASS B GLASS STOPPER
	SCC1489	VOLUMETRIC FLASK 10LCLASS B GLASS STOPPER
	SCC1500	VOLUMETRIC FLASK 1MLCLASS APP STOPPER
	SCC1524	VOLUMETRIC FLASK 2MLCLASS APP STOPPER
	SCC1540	VOLUMETRIC FLASK 5MLCLASS APP STOPPER
	SCC1492	VOLUMETRIC FLASK 10MLCLASS APP STOPPER
	SCC1508	VOLUMETRIC FLASK 20MLCLASS APP STOPPER
	SCC1516	VOLUMETRIC FLASK 25MLCLASS APP STOPPER
	SCC1532	VOLUMETRIC FLASK 50MLCLASS APP STOPPER
	SCC1484	VOLUMETRIC FLASK 100MLCLASS APP STOPPER
	SCC1504	VOLUMETRIC FLASK 200MLCLASS APP STOPPER
	SCC1512	VOLUMETRIC FLASK 250MLCLASS APP STOPPER
	SCC1528	VOLUMETRIC FLASK 500MLCLASS APP STOPPER
	SCC1496	VOLUMETRIC FLASK 1LCLASS APP STOPPER
	SCC1520	VOLUMETRIC FLASK 2LCLASS APP STOPPER
	SCC1536	VOLUMETRIC FLASK 5LCLASS APP STOPPER
	SCC1488	VOLUMETRIC FLASK 10LCLASS APP STOPPER
	SCC1502	VOLUMETRIC FLASK 1MLCLASS B PP STOPPER
	SCC1526	VOLUMETRIC FLASK 2MLCLASS B PP STOPPER
	SCC1542	VOLUMETRIC FLASK 5MLCLASS B PP STOPPER
	SCC1494	VOLUMETRIC FLASK 10MLCLASS B PP STOPPER
	SCC1510	VOLUMETRIC FLASK 20MLCLASS B PP STOPPER
	SCC1518	VOLUMETRIC FLASK 25MLCLASS B PP STOPPER
	SCC1534	VOLUMETRIC FLASK 50MLCLASS B PP STOPPER
	SCC1486	VOLUMETRIC FLASK 100MLCLASS B PP STOPPER
	SCC1506	VOLUMETRIC FLASK 200MLCLASS B PP STOPPER
	SCC1514	VOLUMETRIC FLASK 250MLCLASS B PP STOPPER
	SCC1530	VOLUMETRIC FLASK 500MLCLASS B PP STOPPER
	SCC1498	VOLUMETRIC FLASK 1LCLASS B PP STOPPER
	SCC1522	VOLUMETRIC FLASK 2LCLASS B PP STOPPER
	SCC1538	VOLUMETRIC FLASK 5LCLASS B PP STOPPER
	SCC1490	VOLUMETRIC FLASK 10LCLASS B PP STOPPER
<b>Quickfit</b>		
	SCC1187	FLASK ROUND BOTTOM 10ML SOCKET SIZE 14
	SCC1199	FLASK ROUND BOTTOM 25ML SOCKET SIZE 14
	SCC1200	FLASK ROUND BOTTOM 25ML SOCKET SIZE 19
	SCC1207	FLASK ROUND BOTTOM 50ML SOCKET SIZE 14
	SCC1208	FLASK ROUND BOTTOM 50ML SOCKET SIZE 19
	SCC1209	FLASK ROUND BOTTOM 50ML SOCKET SIZE 24
	SCC1210	FLASK ROUND BOTTOM 50ML SOCKET SIZE 29
	SCC1183	FLASK ROUND BOTTOM 100ML SOCKET SIZE 14
	SCC1184	FLASK ROUND BOTTOM 100ML SOCKET SIZE 19
	SCC1185	FLASK ROUND BOTTOM 100ML SOCKET SIZE 24
	SCC1186	FLASK ROUND BOTTOM 100ML SOCKET SIZE 29
	SCC1188	FLASK ROUND BOTTOM 150ML SOCKET SIZE 14
	SCC1189	FLASK ROUND BOTTOM 150ML SOCKET SIZE 19
	SCC1190	FLASK ROUND BOTTOM 150ML SOCKET SIZE 24
	SCC1191	FLASK ROUND BOTTOM 150ML SOCKET SIZE 29



	Catalog NO	Description
	SCC1195	FLASK ROUND BOTTOM 250ML SOCKET SIZE 14
	SCC1196	FLASK ROUND BOTTOM 250ML SOCKET SIZE 19
	SCC1197	FLASK ROUND BOTTOM 250ML SOCKET SIZE 24
	SCC1198	FLASK ROUND BOTTOM 250ML SOCKET SIZE 29
	SCC1203	FLASK ROUND BOTTOM 500ML SOCKET SIZE 19
	SCC1204	FLASK ROUND BOTTOM 500ML SOCKET SIZE 24
	SCC1205	FLASK ROUND BOTTOM 500ML SOCKET SIZE 29
	SCC1206	FLASK ROUND BOTTOM 500ML SOCKET SIZE 45
	SCC1192	FLASK ROUND BOTTOM 1L SOCKET SIZE 24
	SCC1193	FLASK ROUND BOTTOM 1L SOCKET SIZE 29
	SCC1194	FLASK ROUND BOTTOM 1L SOCKET SIZE 45
	SCC1201	FLASK ROUND BOTTOM 2L SOCKET SIZE 29
	SCC1202	FLASK ROUND BOTTOM 2L SOCKET SIZE 45
	SCC1146	FLASK CONICALERLENMEYER 10ML, GRADUATED SOCKET 14
	SCC1157	FLASK CONICALERLENMEYER 25ML, GRADUATED SOCKET 14
	SCC1158	FLASK CONICALERLENMEYER 25ML, GRADUATED SOCKET 19
	SCC1159	FLASK CONICALERLENMEYER 25ML, GRADUATED SOCKET 24
	SCC1160	FLASK CONICALERLENMEYER 25ML, GRADUATED SOCKET 29
	SCC1166	FLASK CONICALERLENMEYER 50ML, GRADUATED SOCKET 14
	SCC1167	FLASK CONICALERLENMEYER 50ML, GRADUATED SOCKET 19
	SCC1168	FLASK CONICALERLENMEYER 50ML, GRADUATED SOCKET 24
	SCC1169	FLASK CONICALERLENMEYER 50ML, GRADUATED SOCKET 29
	SCC1142	FLASK CONICALERLENMEYER 100ML, GRADUATED SOCKET 14
	SCC1143	FLASK CONICALERLENMEYER 100ML, GRADUATED SOCKET 19
	SCC1144	FLASK CONICALERLENMEYER 100ML, GRADUATED SOCKET 24
	SCC1145	FLASK CONICALERLENMEYER 100ML, GRADUATED SOCKET 29
	SCC1147	FLASK CONICALERLENMEYER 150ML, GRADUATED SOCKET 14
	SCC1148	FLASK CONICALERLENMEYER 150ML, GRADUATED SOCKET 19
	SCC1149	FLASK CONICALERLENMEYER 150ML, GRADUATED SOCKET 24
	SCC1150	FLASK CONICALERLENMEYER 150ML, GRADUATED SOCKET 29
	SCC1154	FLASK CONICALERLENMEYER 250ML, GRADUATED SOCKET 19
	SCC1155	FLASK CONICALERLENMEYER 250ML, GRADUATED SOCKET 24
	SCC1156	FLASK CONICALERLENMEYER 250ML, GRADUATED SOCKET 29
	SCC1163	FLASK CONICALERLENMEYER 300ML, GRADUATED SOCKET 29
	SCC1164	FLASK CONICALERLENMEYER 500ML, GRADUATED SOCKET 19
	SCC1165	FLASK CONICALERLENMEYER 500ML, GRADUATED SOCKET 24
	SCC1151	FLASK CONICALERLENMEYER 1L, GRADUATED SOCKET 24
	SCC1152	FLASK CONICALERLENMEYER 1L, GRADUATED SOCKET 29
	SCC1153	FLASK CONICALERLENMEYER 1L, GRADUATED SOCKET 45
	SCC1161	FLASK CONICALERLENMEYER 2L, GRADUATED SOCKET 29
	SCC1162	FLASK CONICALERLENMEYER 2L, GRADUATED SOCKET 45
	SCC1013	ADAPTOR REDUCE 10SOCKET 14 CONE
	SCC1014	ADAPTOR REDUCE 10SOCKET 19 CONE
	SCC1015	ADAPTOR REDUCE 10SOCKET 24 CONE
	SCC1016	ADAPTOR REDUCE 14SOCKET 19 CONE
	SCC1017	ADAPTOR REDUCE 14SOCKET 24 CONE
	SCC1018	ADAPTOR REDUCE 14SOCKET 29 CONE
	SCC1019	ADAPTOR REDUCE 19SOCKET 24 CONE
	SCC1020	ADAPTOR REDUCE 19SOCKET 29 CONE
	SCC1021	ADAPTOR REDUCE 19SOCKET 34 CONE
	SCC1022	ADAPTOR REDUCE 24SOCKET 29 CONE
	SCC1023	ADAPTOR REDUCE 24SOCKET 34 CONE
	SCC1024	ADAPTOR REDUCE 24SOCKET 45 CONE
	SCC1025	ADAPTOR REDUCE 29SOCKET 34 CONE
	SCC1026	ADAPTOR REDUCE 29SOCKET 45 CONE
	SCC1027	ADAPTOR REDUCE 34SOCKET 45 CONE
	SCC1028	ADAPTOR REDUCE 34SOCKET 50 CONE
	SCC1000	ADAPTOR ENLARGE 19SOCKET 10 CONE
	SCC1001	ADAPTOR ENLARGE 19SOCKET 14 CONE
	SCC1002	ADAPTOR ENLARGE 24SOCKET 14 CONE
	SCC1003	ADAPTOR ENLARGE 24SOCKET 19 CONE
	SCC1004	ADAPTOR ENLARGE 29SOCKET 14 CONE
	SCC1005	ADAPTOR ENLARGE 29SOCKET 19 CONE
	SCC1006	ADAPTOR ENLARGE 29SOCKET 24 CONE
	SCC1007	ADAPTOR ENLARGE 34SOCKET 19 CONE
	SCC1008	ADAPTOR ENLARGE 34SOCKET 24 CONE
	SCC1009	ADAPTOR ENLARGE 34SOCKET 29 CONE
	SCC1010	ADAPTOR ENLARGE 45SOCKET 24 CONE
	SCC1011	ADAPTOR ENLARGE 45SOCKET 29 CONE

	Catalog NO	Description
	SCC1012	ADAPTOR ENLARGE 45 SOCKET 34 CONE
Specimen Jar & Others 	SCC1402	SPECIMEN JAR WITH GLASS STOPPER DIA:30MM HEIGHT:60MM
	SCC1403	SPECIMEN JAR WITH GLASS STOPPER DIA:30MM HEIGHT:90MM
	SCC1400	SPECIMEN JAR WITH GLASS STOPPER DIA:30MM HEIGHT:120MM
	SCC1401	SPECIMEN JAR WITH GLASS STOPPER DIA:30MM HEIGHT:150MM
	SCC1408	SPECIMEN JAR WITH GLASS STOPPER DIA:45MM HEIGHT:60MM
	SCC1409	SPECIMEN JAR WITH GLASS STOPPER DIA:45MM HEIGHT:90MM
	SCC1404	SPECIMEN JAR WITH GLASS STOPPER DIA:45MM HEIGHT:120MM
	SCC1405	SPECIMEN JAR WITH GLASS STOPPER DIA:45MM HEIGHT:150MM
	SCC1406	SPECIMEN JAR WITH GLASS STOPPER DIA:45MM HEIGHT:180MM
	SCC1407	SPECIMEN JAR WITH GLASS STOPPER DIA:45MM HEIGHT:210MM
	SCC1416	SPECIMEN JAR WITH GLASS STOPPER DIA:60MM HEIGHT:90MM
	SCC1410	SPECIMEN JAR WITH GLASS STOPPER DIA:60MM HEIGHT:120MM
	SCC1411	SPECIMEN JAR WITH GLASS STOPPER DIA:60MM HEIGHT:150MM
	SCC1412	SPECIMEN JAR WITH GLASS STOPPER DIA:60MM HEIGHT:180MM
	SCC1413	SPECIMEN JAR WITH GLASS STOPPER DIA:60MM HEIGHT:210MM
	SCC1414	SPECIMEN JAR WITH GLASS STOPPER DIA:60MM HEIGHT:240MM
	SCC1415	SPECIMEN JAR WITH GLASS STOPPER DIA:60MM HEIGHT:300MM
	SCC1423	SPECIMEN JAR WITH GLASS STOPPER DIA:75MM HEIGHT:90MM
	SCC1417	SPECIMEN JAR WITH GLASS STOPPER DIA:75MM HEIGHT:120MM
	SCC1418	SPECIMEN JAR WITH GLASS STOPPER DIA:75MM HEIGHT:150MM
	SCC1419	SPECIMEN JAR WITH GLASS STOPPER DIA:75MM HEIGHT:180MM
	SCC1420	SPECIMEN JAR WITH GLASS STOPPER DIA:75MM HEIGHT:210MM
	SCC1421	SPECIMEN JAR WITH GLASS STOPPER DIA:75MM HEIGHT:240MM
	SCC1422	SPECIMEN JAR WITH GLASS STOPPER DIA:75MM HEIGHT:300MM
	SCC1424	SPECIMEN JAR WITH GLASS STOPPER DIA:80MM HEIGHT:120MM
	SCC1425	SPECIMEN JAR WITH GLASS STOPPER DIA:80MM HEIGHT:150MM
	SCC1426	SPECIMEN JAR WITH GLASS STOPPER DIA:80MM HEIGHT:180MM
	SCC1427	SPECIMEN JAR WITH GLASS STOPPER DIA:80MM HEIGHT:210MM
	SCC1428	SPECIMEN JAR WITH GLASS STOPPER DIA:80MM HEIGHT:240MM
	SCC1429	SPECIMEN JAR WITH GLASS STOPPER DIA:90MM HEIGHT:120MM
	SCC1430	SPECIMEN JAR WITH GLASS STOPPER DIA:90MM HEIGHT:150MM
	SCC1431	SPECIMEN JAR WITH GLASS STOPPER DIA:90MM HEIGHT:180MM
	SCC1432	SPECIMEN JAR WITH GLASS STOPPER DIA:90MM HEIGHT:210MM
	SCC1433	SPECIMEN JAR WITH GLASS STOPPER DIA:90MM HEIGHT:240MM
	SCC1434	SPECIMEN JAR WITH GLASS STOPPER DIA:90MM HEIGHT:300MM
	SCC1435	SPECIMEN JAR WITH GLASS STOPPER DIA:90MM HEIGHT:400MM
	SCC1369	SPECIMEN JAR WITH GLASS STOPPER DIA:100MM HEIGHT:150MM
	SCC1370	SPECIMEN JAR WITH GLASS STOPPER DIA:100MM HEIGHT:180MM
	SCC1371	SPECIMEN JAR WITH GLASS STOPPER DIA:100MM HEIGHT:210MM
	SCC1372	SPECIMEN JAR WITH GLASS STOPPER DIA:100MM HEIGHT:240MM
	SCC1373	SPECIMEN JAR WITH GLASS STOPPER DIA:100MM HEIGHT:300MM
	SCC1374	SPECIMEN JAR WITH GLASS STOPPER DIA:100MM HEIGHT:350MM
	SCC1375	SPECIMEN JAR WITH GLASS STOPPER DIA:120MM HEIGHT:150MM
	SCC1376	SPECIMEN JAR WITH GLASS STOPPER DIA:120MM HEIGHT:180MM
	SCC1377	SPECIMEN JAR WITH GLASS STOPPER DIA:120MM HEIGHT:210MM
	SCC1378	SPECIMEN JAR WITH GLASS STOPPER DIA:120MM HEIGHT:240MM
	SCC1379	SPECIMEN JAR WITH GLASS STOPPER DIA:120MM HEIGHT:300MM
	SCC1380	SPECIMEN JAR WITH GLASS STOPPER DIA:120MM HEIGHT:350MM
	SCC1381	SPECIMEN JAR WITH GLASS STOPPER DIA:150MM HEIGHT:180MM
	SCC1382	SPECIMEN JAR WITH GLASS STOPPER DIA:150MM HEIGHT:210MM
	SCC1383	SPECIMEN JAR WITH GLASS STOPPER DIA:150MM HEIGHT:240MM
	SCC1384	SPECIMEN JAR WITH GLASS STOPPER DIA:150MM HEIGHT:300MM
	SCC1385	SPECIMEN JAR WITH GLASS STOPPER DIA:150MM HEIGHT:350MM
	SCC1386	SPECIMEN JAR WITH GLASS STOPPER DIA:150MM HEIGHT:400MM
	SCC1387	SPECIMEN JAR WITH GLASS STOPPER DIA:180MM HEIGHT:210MM
	SCC1388	SPECIMEN JAR WITH GLASS STOPPER DIA:180MM HEIGHT:240MM
	SCC1389	SPECIMEN JAR WITH GLASS STOPPER DIA:180MM HEIGHT:300MM
	SCC1390	SPECIMEN JAR WITH GLASS STOPPER DIA:180MM HEIGHT:350MM
	SCC1391	SPECIMEN JAR WITH GLASS STOPPER DIA:180MM HEIGHT:400MM
	SCC1392	SPECIMEN JAR WITH GLASS STOPPER DIA:200MM HEIGHT:240MM
	SCC1393	SPECIMEN JAR WITH GLASS STOPPER DIA:200MM HEIGHT:300MM
	SCC1394	SPECIMEN JAR WITH GLASS STOPPER DIA:200MM HEIGHT:350MM
	SCC1395	SPECIMEN JAR WITH GLASS STOPPER DIA:200MM HEIGHT:400MM
	SCC1396	SPECIMEN JAR WITH GLASS STOPPER DIA:250MM HEIGHT:240MM
	SCC1397	SPECIMEN JAR WITH GLASS STOPPER DIA:250MM HEIGHT:300MM
	SCC1398	SPECIMEN JAR WITH GLASS STOPPER DIA:250MM HEIGHT:400MM
	SCC1399	SPECIMEN JAR WITH GLASS STOPPER DIA:250MM HEIGHT:500MM
	SCC1059	BOTTLE W/B GLASS TK2MM, H32.5MM, D25MM BOTTOM UPPER D15MM
	SCC1058	BOTTLE 25L WITH TAP, PTFE STOP CLOCK, STOPPER 45


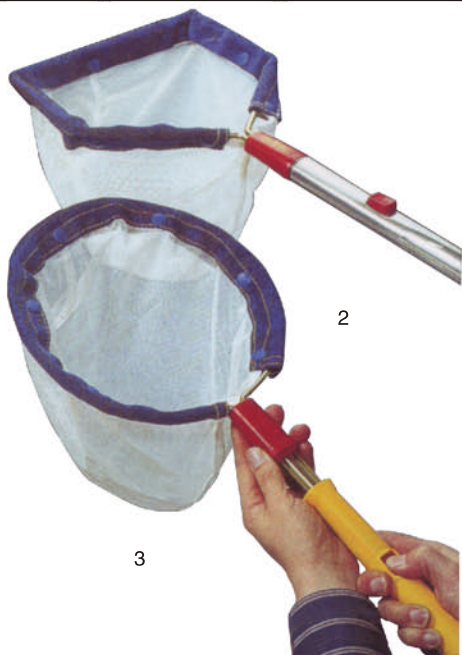



SCT0349  
Plastic plate



SCT0350  
Spray Bottle





A robust range of pond nets which feature special interchangeable snap lock handles (sold separately) for rapid changing of nets. This useful feature enables a range of different net types to be purchased without the need to buy handles with each type.





SCT0356  
Tool set



SCT0357  
Tool set





SCT0358

SCT0359

SCT0360


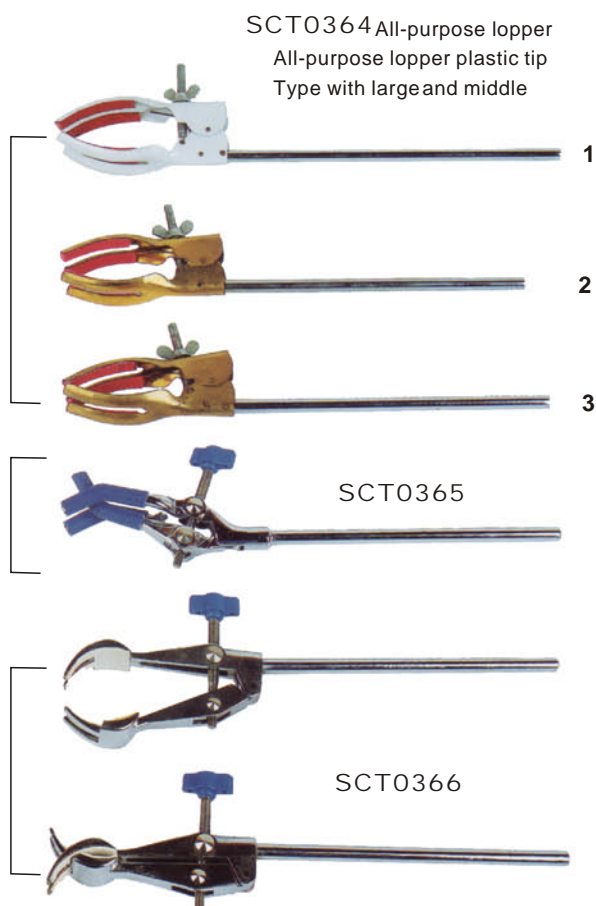
SCT0361

SCT0362

SCT0363

Testsupport multi-purpose

Testsupport



SCT0367

Tripod support ironic, plastic dip, can disassemble, 3-pieces/set



SCT0368  
Test holder



SCT0369  
Clip






SCT0370  
Instruments cart




SCT0371

**LIFTER**


For holding instruments in performing experiment in chemistry and physics.



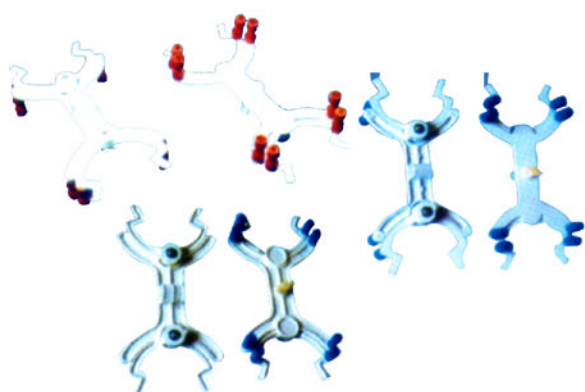
SCT0372  
**Non-asbestos net**  
125X125mm; 150X150mm;  
200X200mm; 250X250mm




SCT0373  
**Blasted alcohol lamp**



SCT0374  
**Wheel**




SCT0375  
**Titration clip**  
Titration clip Aluminium, butterflyform, plastifying




SCT0376  
**Cross clip**  
double screw material for alloy "AL" and  
cuplastic clip, type with large and small




SCT0377  
**Drop stopping clip**



SCT0497 Tube brush




SCT0498



SCT0499

Test-tube rack

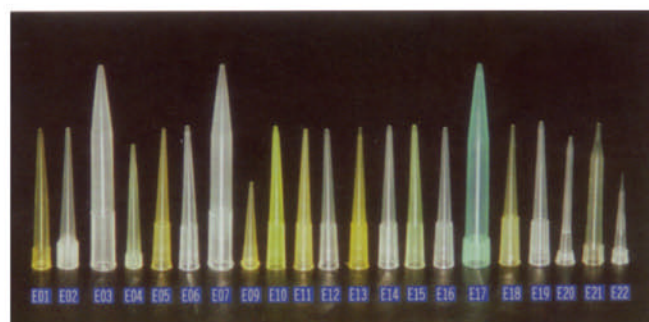

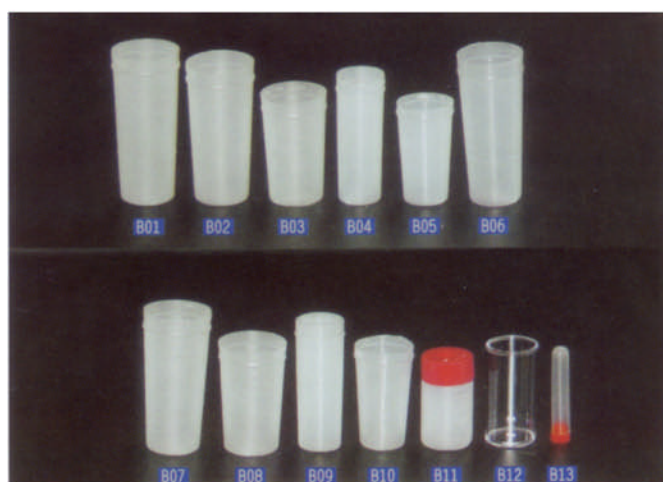


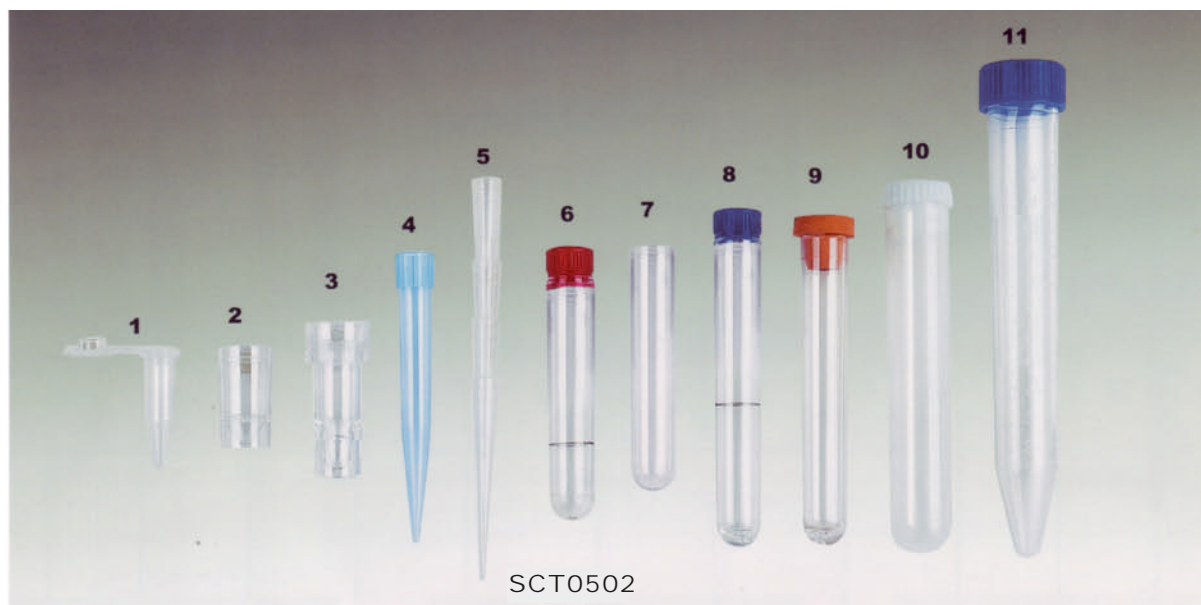
Test-tube rack



SCT0500  
Test-tube rack



SCT0501  
Rotated vacuum water pump







SCT0503  
Patch model of China regions(1:6000000)




SCT0504  
Model of China solid terrain



SCT0505  
Model of world solid terrain(1:4500000)




SCT0506  
Demonstrative model of ocean current




SCT0507  
The demonstration instrument of monsoon activity



SCT0508  
The demonstration instrument of water circulation(English)



SCT0509  
The demonstration instrument of atmosphere circulation



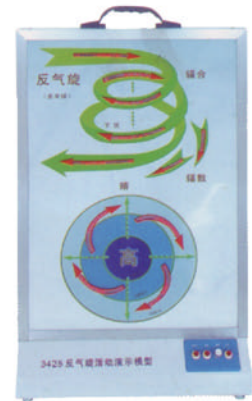
SCT0510  
The demonstration instrument of cold current



SCT0511  
The demonstration instrument of warm current



SCT0512  
Active model of cyclone



SCT0513  
Active model of anticyclone



SCT0514  
The Solid globe (φ42cm)



SCT0515  
The Solid globe (φ32cm)



SCT0516  
Model of Earth internal structure  
(φ32cm)



SCT0517  
Longitudinal & latitudinal model  
(φ32cm)



SCT0518  
(φ32cm)



SCT0519  
The regional plane globe(English)  
(φ32cm)



SCT0520  
Double use plane globe  
(φ32cm)



SCT0521  
Charging fulling globe(21cm)



SCT0522  
Filling globe(φ32cm)



SCT0523  
Filling globe(φ32cm)





SCT0524  
The terrain plane globe  
( $\phi 14.16$ )



SCT0525  
The terrain plane globe  
( $\phi 14.16$ )



SCT0528  
The instrument of moon  
movement



SCT0526




SCT0529  
The instrument of earth movement



1



SCT0527  
The magnetic suspension globe



2

SCT0530  
Three global model





SCT0531  
The model of sun



1

SCT0532  
The model of moon



2



SCT0533  
The terrain plane globe(φ32cm)



SCT0534  
The terrain plane globe(φ32cm)



SCT0535  
The terrain plane globe(φ32cm)




SCT0536  
The terrain plane globe(φ32cm)



SCT0537  
Transparent starglobe(φ14.16)



SCT0538  
Transparent starglobe(φ32cm)



SCT0539  
(φ8cm)



SCT0540  
( $\phi$  10.5cm)



SCT0541  
( $\phi$  10.5cm)



SCT0542  
( $\phi$  10.5cm)



SCT0543  
( $\phi$  10.5cm)



SCT0544  
( $\phi$  10.5cm)



SCT0545  
( $\phi$  10.5cm)



SCT0546  
( $\phi$  10.5cm)



SCT0547  
( $\phi$  14.16cm)



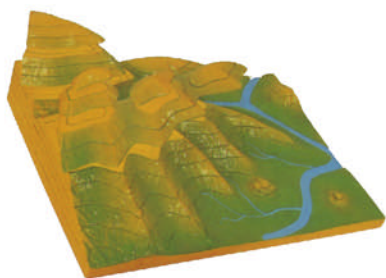
SCT0548  
( $\phi$  14.16cm)



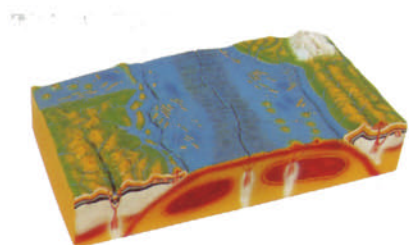
SCT0549  
( $\phi$  14.16cm)



SCT0550  
( $\phi$  14.16cm)




SCT0551  
Model of volcanic geography




SCT0552  
Model of modular makeup & Earth terrain




SCT0553  
Model of the makeup of drape and evolution of earth appearance



SCT0554  
Model of the makeup of fracture zone and cultivation of rift valleys



SCT0555  
Volcano model



SCT0556  
Celestial Globe Projector



SCT0557  
Astrolabe





A



B



C




MINI 88  
assemble into 88 different kind toy




1288  
assemble into 1288 different kind toy




188  
assemble into 188 different kind toy



518  
assemble into 518 different kind toy



1



2




SCT0558

**Horizontal type counter**

Use this unique learning aid to model place value and the operations of addition and abstraction. By using ones beads and tens beads on this specially designed counter, students can see and feel the operations as they do them. Perfect for visually and physically challenged children, provide horizontal and vertical 2 types counter.



3



4




SCT0559


**The abacus**

For children aged 3 and above this is a beautiful traditional wooden and plastic abacus with 6 rows of different coloured beads, 10 beads in each row.


SCT0560

**Horizontal type counter**

5



SCT0561

**White board**


1



2



3



4

SCT0562

**Vertical type counter**



SCT0563

Size:17x13x8cm




1




2

SCT0564


The nailing board



1



2



3



4

15x15cm



SCT0565

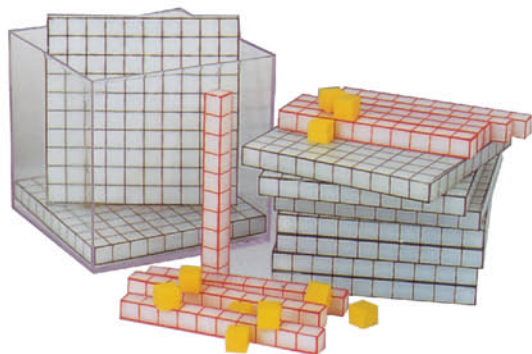


SCT0567  
Clock



SCT0568  
Scissors





SCT0569  
Cu.dm



SCT0570  
Geometry physique(10pcs)

As well as providing an essential resource for early education. We have all kinds of geometry physiques provided for you to choose. And these models can greatly help thinking and act as a cheerful classroom display.





SCT0571



SCT0572



SCT0573



SCT0574 Gentimetre of cubes

Can a student really memorize their maths in a day? Absolutely. This centimeter of cubes can enable them to memorize it by demonstrating.



SCT0575  
Fishing



SCT0576  
**Preschool toy**  
A very high quality toy set, can be played with from many sides. This colourful toys consists of all you want to have.



SCT0577  
Saving bank



SCT0578  
Toy machine tool



SCT0579  
Preschool toy



SCT0580  
Preschool toy



SCT0581

**Sketch box easel with palette & Belt**

Size:72x114x180cm

Wood:Elm

Holds:canvas up to 85cm



SCT0582

**Box Easel**

Size:44x33x10cm

Holds:canvas up to 69cm



SCT0583

**Box Easel**

Size:44x33x10cm

Holds:canvas up to 68cm



SCT0584

**Box Easel**

Size:52x34x13.2cm

Holds:canvas up to 76cm



SCT0585

**Box Easel**

Size:26x39x12.7cm

Holds:canvas up to 60cm



SCT0586

**Box Easel**

Size:88x33x17cm

Holds:canvas up to 80cm



SCT0587

**Box Easel**

Size:33x23x13cm

Holds:canvas up to 75cm



SCT0588

**Box Easel**

Size:38x41x13cm

Holds:canvas up to 85cm





SCT0589

**Easel**

Size: 66x64.5x159cm

Holds: canvas up to 118cm



SCT0590

**Easel**

Size: 75x87.5x204.5cm

Holds: canvas up to 168cm



SCT0591

**Easel**

Size: 65.5x76x154cm

Holds: canvas up to 168cm



SCT0592

**Heavy Duty Studio Easel**

Size: 56x61x241cm

Holds: canvas up to 213cm



SCT0593

**Fully Adjustable Studio Easel**

Size: 43x50x130.5cm

Holds: canvas up to 195cm



SCT0594

**Heavy Duty Studio Easel**

Size: 62x61x182(355)cm

Holds: canvas up to 140cm



**SCT0595**  
**Lyre Easel**  
Size: 66x87x231cm  
Holds: canvas up to 127cm



**SCT0596**  
**Lyre Easel**  
Size: 83x65x162cm  
Holds:



**SCT0597**  
**Lyre Easel**  
Size: 67x104x231cm  
Holds: canvas up to 120cm



**SCT0598**  
**Lyre Easel**  
Size: 9x16.5x11cm



**SCT0599**  
**Lyre Easel**  
Size: 19x16x42cm



**SCT0600**  
**Lyre Easel**  
Size: 46x46x62cm



**SCT0601**  
**Lyre Top Easel**  
Size: 38x31x47(86)cm



**SCT0602**  
**Lyre Easel**  
Size: 19x19x28cm



**SCT0603**  
**Studio Easel**  
Size: 16x13x34cm



**SCT0604**  
**Studio Easel**  
Size: 16x14x42cm



**SCT0605**  
**Studio Easel**  
Size: 28x33x90cm



**SCT0606**  
**Studio Easel**  
Size: 28x32x96cm



SCT0607  
**Book Stand**  
Size:33.5x26x6cm



SCT0608  
**Book Stand**  
Size:33.5x26x5cm



SCT0609  
**Book Stand**  
Size:56x36x78cm



SCT0610  
**Book Stand**  
Size:45x39x6cm



SCT0611  
**Book Stand**  
Size:44x44x93cm



SCT0612  
**Adjustable Wood stool**  
Size:58x30x30cm



SCT0613  
**Leather stool**  
H:46cm



SCT0614  
**Leather stool**  
H:61cm



SCT0615  
**Canvas Stool**  
H:61cm



SCT0616



SCT0617



SCT0618





SCT0619



SCT0620



SCT0621



SCT0622



SCT0623



SCT0624



SCT0625



SCT0626



SCT0627



SCT0628



SCT0629



SCT0630



SCT0631



SCT0632



SCT0633 size:15x10cm



SCT0634 Size:10.5cm



SCT0635 2ps Dia 8.5cm



SCT0636 Dia 12.5cm



SCT0637 Dia 25cm 12well



SCT0638 Dia 7cm



SCT0639 Dia 5cm



SCT0640 Dia 7cm



SCT0641 Dia 5cm



SCT0642 Size:12.5x9cm



SCT0643 12trays Size:12.5x9cm



SCT0644 15well Size:30x13cm



SCT0645 Size:18x9cm



SCT0646 Size:19x33cm



SCT0647 Size:19x12cm



SCT0648 Size:11x30cm



SCT0649 6well Size:15x9cm



SCT0650 Size:20.5x15.5x3cm



SCT0651 Size:25x11x2cm



SCT0652 Size:20x10x1.8cm



SCT0653 Size:26x13x2.5cm



SCT0654 Size:35x23cm 2pc/set





SCT0655 Size:23.5x34cm



SCT0656 Size:21x36.5cm



SCT0657 Size:27x35cm



SCT0658 Size:25x35cm



SCT0659 Brush pot



SCT0660 Artist kit



SCT0661 Artist kit



SCT0662 Artist kit



SCT0663 Artist kit Thickness 3mm



SCT0664 Thickness 5mm 20x30cm



SCT0665 Thickness 5mm 20x30cm



SCT0666



SCT0667



SCT0668



SCT0669



SCT0670



SCT0671



SCT0672



SCT0673



SCT0674



SCT0675




SCT0676  
Drafting tube diameter:7.5cm  
Length:105cm

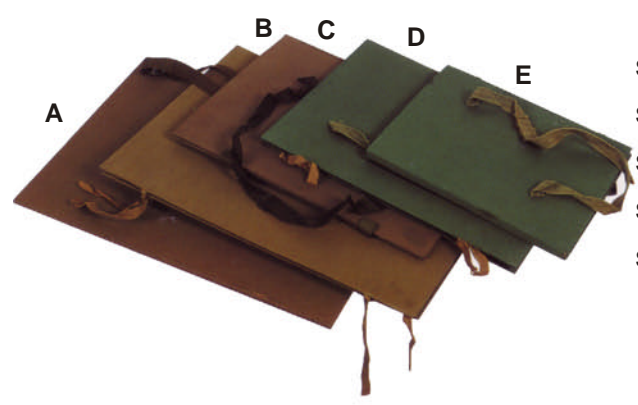
SCT0677  
Drafting tube diameter:8cm  
Length:105cm

SCT0678  
Drafting tube diameter:10cm  
Length:91cm


SCT0679  
Drafting tube diameter:12.5cm  
Length:125cm



- SCT0680-A
- SCT0680-B
- SCT0680-C
- SCT0680-D
- SCT0680-E



- SCT0681-A
- SCT0681-B
- SCT0681-C
- SCT0681-D
- SCT0681-E



- SCT0682-A
- SCT0682-B
- SCT0682-C



SCT0683  
Head portrait




SCT0684  
Head portrait of pirate



SCT0685  
Head portrait



SCT0686



SCT0687  
Physical



SCT0688




SCT0689  
Vase



SCT0700  
Stool for sketch

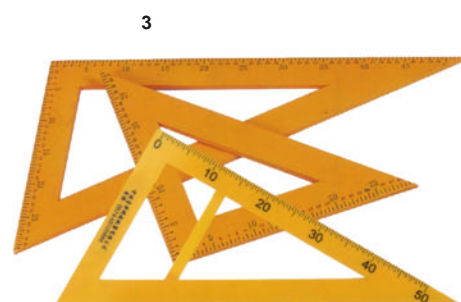
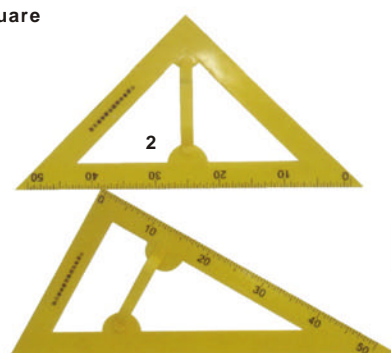
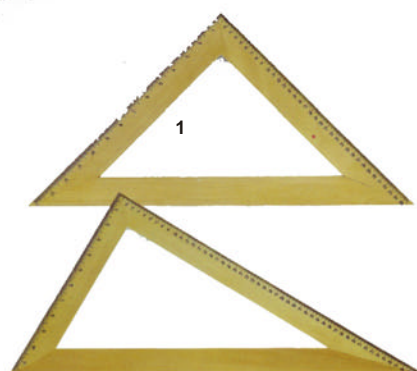


Rulers




Assemble teacher's point

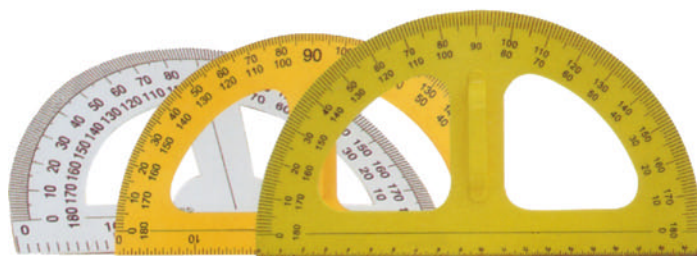
Set square



Fold Rulers



Rulers



Protractor




SCT0701




SCT0702




SCT0703



SCT0704



SCT0705



SCT0706





SCT0707



SCT0708

## COLLEGE AND TECHNICAL INSTITUTION EDUCATION TRAINING





## Advanced Biology Kits

We have many new design Biology, Physic and Chemistry education kit, medical education tools, anatomical models, patient education and therapy products specially selected for today's demanding practitioner

Models for teaching and training, self exam, birthing simulators, basic and advanced manikins for practicing patient care and life support techniques. To help realize the best possible treatment outcomes, we have also put together a wide selection of therapy and exercise equipment.

## Biology

### Advanced Biology Kits

<b>Diffusion and Osmosis SCT1052</b>  Investigate diffusion and osmosis using a model membrane system Graphically demonstrate that a cell's membrane is selective in determining which substances it allows to pass in and out Calculation of water potential from experimental data	<b>Enzyme Catalysts SCT1053</b>  Students learn how enzymes control a variety of chemical reactions by working with the enzyme catalase, which converts hydrogen peroxide to water and oxygen.  An enzyme-catalyzed rate of H <sub>2</sub> O <sub>2</sub> decomposition	<b>Mitosis and Meiosis SCT1054</b>  In the first part of the investigation, investigate the process of mitosis by preparing students' own slides of onion root tips and calculating the relative duration of each stage of the cell cycle Time for cell replication
<b>Chromosome Simulation Lab SCT1055</b>  Your students can use this supplemental investigation to model each phase of meiosis by constructing pop bead chromosomes and learn about such important concepts as nuclear division better understanding of the differences: meiosis & mitosis	<b>Plant &amp; Photosynthesis SCT1056</b>  Separate plant pigments and measure the rate of photosynthesis Using paper chromatography, your students separate and identify the plant pigments of chlorophyll and calculate R <sub>f</sub> values  plant pigments, light intensity, wavelength and rate of photosynthesis	<b>MOLECULAR BIOLOGY: Bacterial Transformation-Ampicillin Resistance SCT1057</b>  Observe transformation results overnight. Investigate the basic principles of genetic engineering by a plasmid vector to transform the bacterium E.coli with a gene for antibiotic resistance  illustrated the principles of bacterial transformation and how vectors are used to transfer genes
<b>Physiology of the Circulatory System Lab SCT1058</b>	<b>MOLECULAR BIOLOGY: Restriction Enzyme Cleavage of DNA &amp; Electrophoresis SCT1059</b>	<b>Dissolved Oxygen and Aquatic Primary Productivity Lab SCT1060</b>
<b>Population Genetics &amp; Evolution SCT1061</b>	<b>Transpiration Lab SCT1062</b>	<b>Genetics of Organisms SCT1063</b>
<b>Blood Pressure Monitor Kit SCT1064</b>	<b>Animal Behavior Lab SCT1065</b>	<b>Cell Respiration Lab SCT1066</b>

## • Botany Kits

<b>Mitosis Simulation Lab SCT1067</b> An easy, graphic way to visualize the process of mitosis. Learn about chromosome function and structure by constructing models using colored pop beads.  understand cell division and distinguish between plant and animal mitosis	<b>Meiosis Simulation Lab SCT1068</b> A fun & easy way to learn about the formation of sex cells. Vividly simulate meiosis, the division of the cell nucleus to produce sex cells, using colored pop beads.  Simulate the phases of Meiosis I and II and the phenomenon of "Crossing-Over"	<b>Heredity of Human Traits Lab SCT1069</b> Discovery-based introduction to human genetics & heredity. Challenge your students to determine the phenotype, genotype and frequency of easily observed human traits  Apply the Hardy-Weinberg Principle to predict the allele frequency of this trait's gene
<b>Karyotyping of Chromosomes Activity Model SCT1070</b>	<b>Replacement Chromosomes SCT1071</b>	<b>Gram Staining of Bacteria Lab SCT1072</b>
<b>Microbe Scavenger Hunt Lab SCT1073</b>	<b>Fungi Form &amp; Function Lab SCT1074</b>	<b>Modeling Kidney Function Lab SCT1075</b>
<b>Urinalysis &amp; Disease Identification Lab SCT1076</b>	<b>Transdermal Drug Delivery Lab SCT1077</b>	<b>Visualization Of Normal &amp; Transformed Cells SCT1078</b>
<b>Effects of Toxic Chemicals on Cells Lab SCT1079</b>	<b>Introduction to Genetic Engineering-Bacterial Transformation Lab SCT1080</b>	<b>How Cells Reproduce Lab SCT1081</b>

## • Biotechnology

<b>DNA &amp; Molecular Weight Markers SCT1082</b>  Lambda DNA/EcoRI, 50 µg	<b>Melt and Pour UltraSpec Agarose SCT1083</b>  Save valuable time with this 0.8% UltraSpec Agarose prepared with TAE buffer.	<b>UltraSpec-Agarose DNA Electrophoresis Grade SCT1084</b>  UltraSpec-Agarose is a superior medium for DNA separation by gel electrophoresis.
<b>Modeling DNA Structure &amp; the Process of Replication Lab EBW SCT1085</b>	<b>Digital Micropipets Variable 0.5-10UL, 5-50UL, 20-200ul, 200-1000ul, 0.5-1ml, 1-5ml, 5-10ml SCT1086</b>	<b>Modeling DNA Structure &amp; the Process of Replication Lab SCT1087</b>
<b>Genes &amp; Probability Lab Investigation SCT1088</b>	<b>Biotechnology for Young Scientists SCT1089</b>	<b>Refill for additional classes for SCT1089, SCT1090</b>
<b>Turning Genes "on" and "off" Lab SCT1091</b>	<b>Using Biotechnology to Make Snow SCT1092</b>	<b>Refill for additional classes for SCT1092, SCT1093</b>
<b>Understanding Biotechnology Techniques SCT1094</b>	<b>Electrophoresis Lab Station II SCT1095</b>	<b>Comprehensive Biotechnology Lab System SCT1096</b>
<b>Electrophoresis Reagent, Neo/BLUE DNA Stain, 100 ml SCT1097</b>	<b>Electrophoresis Reagent, TBE Electrophoresis Buffer, 10x, 125 ml SCT1098</b>	<b>Electrophoresis Reagent, Gel Loading Solution, 5ml SCT1099</b>
<b>Electrophoresis Reagent Package SCT1100</b>	<b>Agarose Gel, 100g SCT1101</b>	<b>Electrophoresis Lab Station III SCT1102</b>

## • Botany Kits

<b>Waterproof ExStik ph meter SCT1103</b>	<b>Oyster Series PH/mV/Temp meter SCT1104</b>	<b>Osmosis Activity Model SCT1105</b>
<b>Exploring Cell Processes Lab SCT1106</b>	<b>Cell Processes Curriculum Pack SCT1107</b>	<b>Osmosis Simulation Activity Model SCT1108</b>
<b>Visualizing Osmosis &amp; Diffusion Lab SCT1109</b>	<b>Minerals and Plan Nutrition SCT1110</b>	<b>Radiation Effects of Plant Growth SCT1111</b>
<b>Effects of Gibberellic Acid SCT1112</b>	<b>Seed Staining SCT1113</b>	<b>Normal Mitosis SCT1114</b>
<b>Study of Structure and Function of Mitochondria SCT1115</b>	<b>Study of Enzymes in Seeds SCT1116</b>	<b>Seed Structure &amp; Enzymes Action SCT1117</b>

## • Cell Biology

<b>Comparison Models Animal and Plant Cell, enlarged models SCT1118</b>	<b>Glass Animal Cell Model, 40,000 times full-size SCT1119</b>	<b>Animal Cell Model Activity Set Model SCT1120</b>
<b>Block Model of Leaf Structure Model SCT1121</b>	<b>Absorption Zone of the Root Model SCT1122</b>	<b>Dicotyledonous Plant Stalk Model SCT1123</b>
<b>Monocotyledonous Plant Stalk Model SCT1124</b>	<b>Cell Structure of a Root Tip Model SCT1125</b>	<b>Plant Cell Model SCT1126</b>
<b>Tissue Structure of a Tree Shoot Model SCT1127</b>	<b>Relief Model of Leaf Structure Model SCT1128</b>	<b>Tissue Structure of the Sun Flower Stem (Helianthus annuus) Model SCT1129</b>
<b>Tissue Structure of the Buttercup Root (Ranunculus) Model SCT1130</b>	<b>Root-Stem-Leaf Model Activity Model Set SCT1131</b>	

## • Dissection

<b>Elementary Dissecting Kit EBElementary Dissecting Kit SCT1153</b>	<b>Biology Dissecting Kit SCT1154</b>	<b>Large Dissection Kit SCT1155</b>
<b>Finest Quality Chrome Scissors, 4.5" SCT1156</b>	<b>Medium Point Forceps, 4.5", Curved, Chrome SCT1157</b>	<b>T-Pins SCT1158</b>
<b>Student Dissecting Scissors SCT1159</b>	<b>Microscopic Dissecting Scissors, 4.5" SCT1160</b>	<b>Surgical Scissors, 4.5 " SCT1161</b>
<b>Mayo Dissecting Scissors, 5.5" SCT1162</b>	<b>Forceps, Student grade SCT1163</b>	<b>Forceps, Medium-Heavy Cartilage SCT1164</b>
<b>Fine Point Forceps, 4.5", Straight, Nickel SCT1165</b>	<b>Fine Point Forceps, 4.5", Straight, Chrome SCT1166</b>	<b>Fine Point Forceps, 4.5", Curved, Nickel SCT1167</b>
<b>Fine Point Forceps, 4.5", Curved, Chrome SCT1168</b>	<b>Medium Point Forceps, 4.5", Straight, Nickel SCT1169</b>	<b>Medium Point Forceps, 4.5", Straight, Chrome SCT1170</b>
<b>Tissue Forceps, 4.5", 1x2 Teeth, Chrome SCT1171</b>	<b>Tissue Forceps, 4.5", Stainless SCT1172</b>	<b>Specimen Forceps, 10", Chrome Plate SCT1173</b>



## • Dissection

Safety Lok Handle, 4.5" SCT1174	Scapel w/ Narrow Blade SCT1175	No. 3 Surgeon's Handle, Steel SCT1176
No. 3 Surgeon's Handle, Stainless Steel SCT1177	No. 4 Surgeon's Handle, Steel SCT1178	No. 4 Surgeon's Handle, Stainless Steel SCT1179
#10 Surgeon's blade SCT1180	11 Surgeon's blade SCT1181	#12 Surgeon's blade SCT1182
#15 Surgeon's blade SCT1183	#20 Surgeon's blade SCT1184	#21 Surgeon's blade SCT1185
#22 Surgeon's blade SCT1186	#23 Surgeon's blade SCT1187	#25 Surgeon's blade SCT1188
Angular Teasing Needle SCT1189	Needle Holder SCT1190	Straight Teasing Needle SCT1191

## • DNA/PCR

Genetic Diagnosis of Cancer Lab SCT1192	Understanding Agarose Gel Electrophoresis Lab SCT1193	Diagnosing Gene Defects Lab SCT1194
DNA Murder Mystery Challenge SCT1195	Plasmid DNA Analysis Lab SCT1196	

## MEDICAL & HEALTH

### • Anatomy & patient model

<b>Bone structure model SCT1197</b>  three-dimensional section of a lamellar bone, showing a typical structure of a tubular bone enlarged 80 times	<b>Eye model SCT1198</b>  The left block-like, layered side of the model side shows the complete structure of the retina including the supplying vascular layer and parts of the sclera from a light microscopic view	<b>Artery and Vein model SCT1199</b>  medium-sized muscular artery with two adjacent veins from the antebrachial area with adjoining fat tissue and muscle enlarged 14 times
<b>Kidney SCT1200</b>  Shows the morphologic/functional units of the kidney greatly magnified. Six model zones illustrate the following fine-tissue structures that serve the production of urine: A13	<b>Digestive System SCT1201</b>  fine tissues of four characteristics sections of the digestive system: • Esophagus • Stomach • Small intestine • Large intestine	<b>Liver SCT1202</b>  2-part model shows a highly magnified diagrammatic view of a section of the liver. It illustrates the structure of the functional and structural components of the liver in two different enlargements

We have Brain , Dental, Ear, Nose & Throat, eye Genital & Pelvis, Head, Heart & Circulatory System, Joint, Lung, Musculature, Nervous System, Pregnancy, Skeleton, Skin, Skull, Torso, Urinary System, Vertebra Models, Vertebra Models, Vertebral Columns, etc. Besides these basic anatomy models, we have Childbirth, Gynecology Simulator and models, Please contact our company for Details.

## Patient care simulator & Therapy Aids, Life Support

### Patient care simulator & Therapy Aids

<b>Patient Care Manikin, I SCT1203</b> The only manikin you need to teach and practice: <ul style="list-style-type: none"> <li>• Personal hygiene, cleaning (removable partial prosthesis)</li> <li>• Lifting, mobilization</li> <li>• Bandaging and wound dressing (including stump dressing)</li> </ul>	<b>Patient Care Manikin, II SCT1204</b> The basic version allows you to teach and practice: <ul style="list-style-type: none"> <li>• Personal hygiene, cleaning (removable partial prosthesis)</li> <li>• Lifting, mobilization</li> <li>• Bandaging and wound dressing (including stump dressing)</li> </ul>	<b>Catheterisation Trainers SCT1205</b> Catheterisation Trainers for Clinical Skills Male Urethral and Suprapubic Catheterisation Trainer. The whole system is modular which means that female and male parts can be removed and added.
<b>Blood Pressure Training Arm SCT1206</b>	<b>Decubitus Treatment Simulator SCT1207</b>	<b>Elderly-Care Manikin, I SCT1208</b>
<b>Nasogastric Intubation Model SCT1209</b>	<b>Decubitus Treatment Simulator economic version SCT1210</b>	<b>Ostomy Care Model SCT1211</b>
<b>Catheterisation Simulator, male SCT1212</b>	<b>Catheterisation Simulator, female SCT1213</b>	<b>Enema Administration Simulator SCT1214</b>
<b>Nurse Training Baby, New Born SCT1215</b>	<b>Newborn Patient Care Baby SCT1216</b>	<b>Upgrade Kit for EBP11 SCT1217</b>

## Life Support

<b>Resusci Anne CPR Torso SCT1218</b> Simulates an adult of average physiology, and is designed for realistic training of basic life support techniques in accordance with international recommendations	<b>CPR White Manikin with Memory Unit SCT1219</b> This full-size manikin allows the practice of adult CPR techniques. Optionally child CPR can also be practiced by changing the supplied springs inside the torso. Individual student	<b>CPR White Manikin with Memory and Printer SCT1220</b> This full-size manikin allows the practice of adult CPR techniques. Optionally child CPR can also be practiced by changing the supplied springs inside the torso. Individual student
<b>Casualty Simulation Kit I SCT11221</b> The most economical way to get started in simulated injuries. Re-useable wounds and refillable accessories let you practice bandaging and splinting techniques repeatedly	<b>Casualty Simulation Kit II SCT1222</b> This kit gives you more complex wounds for testing higher levels of skill in bandaging and patient care while keeping initial expenditures low.	<b>Casualty Simulation Kit III SCT1223</b> Use in the creation a disaster scenario where application of makeup on multiple casualties creates the widest range of wounds. This kit contains specialty wounds associated with gunshot.
<b>Casualty Simulation Kit IV SCT1224CPR</b> This complex EMT (Emergency Medical Training) kit uses components applied to human and manikin patients to get the widest variety of training situations possible	<b>Water RescueManikin (adolescent), 121 cm SCT1225Child</b> This manikin of an adolescent allows Coast Guards, Lifeguard Trainers and Emergency Personnel to train water rescue and retrieval as well as CPR.	<b>Water RescueManikin (3 years old) SCT1226</b> This is 3 year old child allows Coast Guards, Lifeguard Trainers and Emergency Personnel to train water rescue and retrieval. When filled with water, it has a weight of 9 kg and will sink to the bottom
<b>CPR Torso with Light Controller SCT1227</b>	<b>CPR-Resusci Baby with Skillguide SCT1228</b>	<b>Child (3 years old) CPR Manikin SCT1229</b>
<b>Chest Drain Simulator SCT1230</b>	<b>Cricotracheotomy Trainer SCT1231</b>	<b>Intubation Head SCT1232</b>
<b>Adult ACLS Manikin with Interactive Arrhythmia Simulator SCT1233</b>	<b>Adult ACLS Torso with Interactive Arrhythmia Simulator SCT1234</b>	<b>Pneumothorax Training Manikin SCT1235</b>
<b>Resusci Junior with Skillguide SCT1236</b>	<b>Newborn Water Rescue Manikin SCT1237</b>	<b>Weighted Vest 9kg SCT1238</b>

## • Chemistry Kits

We provide special design chemistry laboratory experiment set for College and Secondary school use and save your time of laboratory preparation.

<b>Electrochemistry Kit with Case SCT1132</b> A complete equipment set for basic experiments in electrochemistry. Includes a handy measurement device with an LCD display for pH values and practically zero-current measurement of voltages	<b>Understanding Enzymes Lab SCT1133</b> Investigate the catalysts of life! Teach your students how enzymes control a variety of chemical reactions. They safely conduct hands-on investigations	<b>Atom Activity Model SCT1134</b> Graphically model all of the key components of the atom, including the nucleus, protons, neutrons and electrons, and the electron layers.
<b>Assembling a Periodic Table Lab SCT1135</b>	<b>Assembling a Periodic Table, Class Set SCT1136</b>	<b>The Ultimate Periodic Table Poster SCT1137</b>
<b>Chemical Changes Lab</b> -A hands-on overview of basic chemical reactions <b>SCT1138</b>	<b>Polymers Lab</b> -Investigate the long-chain polymers and their attributes <b>SCT1139</b>	<b>Elements, Mixtures &amp; Compounds Lab SCT1140</b>
<b>Flame Test of Chemicals Lab SCT1141</b>	<b>Introduction to Chromatography Lab</b> -identify organic and inorganic compounds <b>SCT1142</b>	<b>Rust Race Lab</b> -The principles of oxidation and reduction <b>SCT1143</b>
<b>A Close Look at Polymers: Making Slime Lab SCT1144</b>	<b>Polymers as Straws Lab SCT1145</b>	<b>Understanding Acids, Bases &amp; Salts Lab SCT1146</b>
<b>Thermochemistry: Chemical Hot &amp; Cold Packs Demo SCT1147</b>	<b>Disappearing Ink Demo SCT1148</b>	<b>Chemiluminescence Demonstration SCT1149</b>
<b>Traffic Light Reaction Demo</b> -A flask containing pale yellow liquid is gently swirled until the solution turns red <b>SCT1150</b>	<b>Clock Reaction Demonstration</b> - role of temperature and concentration on reactions <b>SCT1151</b>	<b>Chemistry Magic Demonstration</b> -A colorless solution shaken, turning blue. becomes colorless finally <b>SCT1152</b>




## Microchemistry Plastic

Plastic kit and a complete miniature glassware (kit for micro synthesis) have been produced in batches. They are designed according to the task of national educational commission identified through ministerial level.

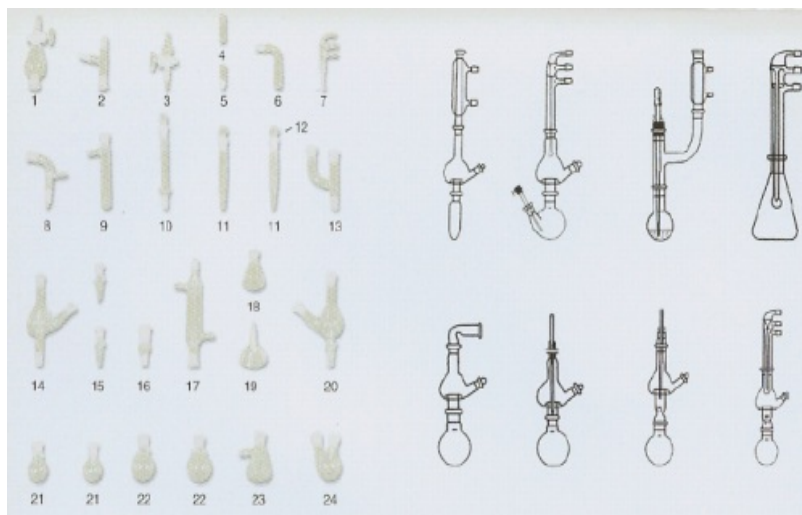
They have been applied in the chemical experiments of universities and middle schools. As a comparison of general experiments, using these kits, we can save about 90% reagents, and save 1/3 time. They have the advantages of safety, low cost, practice and pauperization easily. So every student can get a set of kit and do experiment with himself. Practice has shown that applying these two plastic is a revolution reform under the direction of green chemistry and quality education. It is benefit to encourage the interest of the students, better the ability of doing experiments, promote creative idea, and set up environmental protection idea.

The chemistry score is wholly improved in these schools that adapt the above plastic. Now, the plastic microscale instrument has been listed in the science teaching instruments catalog of middle schools, which is issued by national educational to popularize in the whole nation. The plastic microscale instrument consists of more than 40 components including pipette, pipette stander, well plate, well stopper with gas pipe, instrument box etc.



Đồ No.	Mô Tả Mô tả	Thông Số Số	Đơn Vị Đơn vị
1	Hộp đựng dụng cụ (Instrument box)	27.5x19.5x1.5	1
2	Giá đỡ ống hút (Pipette stander)	25x	1
3	Ống hút (Including pipette)	4ml	25
4	Đĩa giếng (Well plate)	5ml, A6	1
5	Đĩa giếng (Well plate)	0.7ml, A9	2
6	Ống đậy giếng (Well stopper)	Ánh sáng, màu trắng	1

## Micro Chemistry Glass

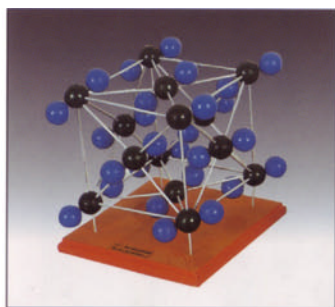


Miniature chemistry kits consists of 34 components including new hickman distillation column, micro fractional distillation head, shot nest flask, vacuum sublimator. After you have bought a complete kits, we will be sure to support the part kits forever.




Đồ No.	Mô Tả Mô tả	Thông Số Số	Đơn Vị Đơn vị
1	Ống phân tách (Separation funnel)	10/15ML	1
2	Đầu phân馏 (Distillation head)	10; A3	1
3	Ống nối có piston (Joint with piston)	10	1
4	Ống nối nhiệt kế (Thermometer collar)	10	1
5	Ống khuấy (Magnet for stirring)		1
6	Ống sấy (Drying tube)	10	1
7	Ống thăng hoa (Vacuum sublimator)	10	1
8	Ống ngắt chân (Vacuum take-off adapter)	10; A2	1
9	Ống nhánh (Side-arm tube)	10/5ml	1
10	Ống ngưng tụ (Air condenser)	10*2	1
11	Ống đậy (5ml vial)	10/5ml	2
12	Ống đậy (Standard taper stopper)	10	4
13	Đầu Claisen (Claisen head)	10; A3	1
14	Đầu phân馏 (Micro fractional distillation head)	10; A4	1
15	Ống đậy (3ml vial)	10/3ml	2
16	Ống nối (Joint)	14; A10	1
17	Ống ngưng tụ bọc (Jacketed condenser)	10; A2/100ml	1
18	Ống nón (Conical flask)	10/10ml	1
19	Ống dẫn khí (Fume hood gas inlet)	10/20mm	1
20	Đầu phân馏 (Micro fractional distillation head)	10; A3	1
21	Ống đáy tròn (5ml round bottom flask)	10/5ml	2
22	Ống đáy tròn (10ml round bottom flask)	10/10ml	2
23	Ống lọc (Filter flask)	10/11ml	1
24	Ống đáy tròn 2 cổ (2-necked round bottom flask)	10; A2/100mm	1


# Molecular Structure Models




SCT0475  
Model of  $\text{Co}_2$  crystal structure




SCT0476  
Model of  $\text{C}_2\text{CL}$  crystal structure



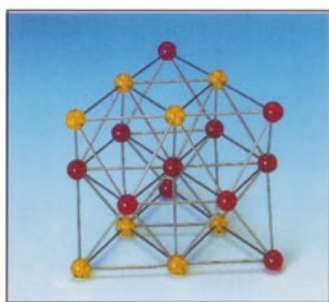
SCT0477  
Model of  $\text{SiO}_2$  crystal structure




SCT0478  
**Buckminster fullerene**  
60 spheres and 90 rods




SCT0479  
**Face centered cubic**  
26 spheres and 84 rods



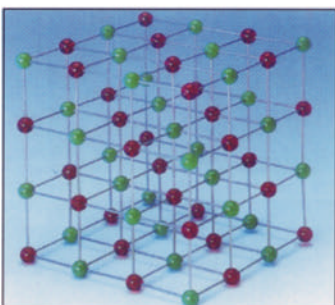
SCT0480  
**Hexagonal close packing**  
19 spheres and 60 rods




SCT0481  
**Diamond**  
78 spheres and 128 rods




SCT0482  
**Graphite**  
67 spheres and 105 rods




SCT0483  
**Sodium chloride**  
64 spheres and 144 rods




SCT0484  
**Ice**  
25 spheres, 50 small spheres and 50 rods




SCT0485  
**Wurtzite**  
39 spheres and 58 rods




SCT0486  
**Zinc blende**  
50 spheres and 72 rods



SCT0487  
**Rutile**  
81 spheres and 15 rods




SCT0488  
**Antiparallel pleated sheet**  
90 spheres, 90 small spheres and 192 rods




SCT0489  
**Body centered cubic**  
15 spheres and 32 rods




**Molecular Structure Models**



SCT0490



SCT0491



SCT0492



SCT0493  
Molecule structure



SCT0494  
Molecule structure



SCT0495  
Molecule structure



SCT0496  
Model of metallurgy furnace








## Wave Theory

<p><b>Kundt's Tube EBU20600</b></p> <p>For representing stationary sound waves with open or closed tube ends and determining wavelengths in air and other gases. Consists of an acrylic glass tube with a scale</p> 	<p><b>Tuning Forks Set EBU10100</b></p> <p>Set of 8 forks in a storage case Frequencies: <math>c' = 256</math> Hz <math>d' = 288</math> Hz <math>e' = 320</math> Hz <math>f' = 341\frac{1}{3}</math> Hz <math>g' = 384</math> Hz <math>a' = 426\frac{2}{3}</math> Hz . . .</p> 	<p><b>Ultrasonic-CW- Generator 115/230V 50/60Hz EBU10006</b></p> <p>Understanding wave theory is fundamental to any physics education. When you're ready to explore this topic here's a Wave Generator with all the features you want, and more!</p> 
<p><b>Ultrasonic Echoscope EBU10010</b></p> <p>This device is used to conduct ultrasound experiments with the 1 MHz (U10015) and 4 MHz (U10017) transducers. It is equipped with a built-in transmitter and receiver, time-dependent</p>	<p><b>Test Vessel EBU10008</b></p> <p>Made of transparent acrylic, this test vessel possesses a lid and a transducer mounting. Three adjustment screws can be used to produce a stationary wave</p>	<p><b>Laser Diode for Debye-Sears Effect EBU10007</b></p> <p>demonstrate the Debye-Sears effect and project ultrasonic waves in combination with the ultrasonic continuous-wave generator (EBU10006) and the test vessel (EBU10008)</p>
<p><b>Filling Chute for Kundt's Glass Tube EBU8432842 - Metal chute used for filling Kundt's tube U10441 with cork powder. Length: 800 mm</b></p>	<p><b>Light-metal tuning fork, 1000 Hz EBU10116</b></p>	<p><b>Ultrasonic Transducer, 1 MHz EBU10015</b></p>
<p><b>Loudspeaker EBU15120 -An electrodynamic system for use in conjunction with a function generator, for example, U21010 or U21015</b></p>	<p><b>Light-metal tuning fork, 1700 Hz EBU10115</b></p>	<p><b>Ultrasonic Transducer, 4 MHz EBU10017</b></p>
<p><b>Microphone EBU18030 - For acoustic experiments, measuring the frequencies, amplitudes and speed of sound waves, and investigating sound spectra by means of fast Fourier analysis.</b></p>	<p><b>Tuning fork, 2000 Hz EBU101107</b></p>	<p><b>Longitudinal and Transverse Waves Equipment Set EBU10020</b></p>
<p><b>Battery box EBU20602 - For generating a power supply for microphones (EBU18030 or EBU20601) and other analog sensors with a 5 V DC to allow direct connection</b></p>	<p><b>Striking hammer EBU10118</b></p>	<p><b>Aluminum Test Block</b> examine the spread of transverse waves in metals and determine the elastic constants of aluminum EBU10022</p>

## Wave Theory

<b>Horn Loudspeaker EBU8432840</b> - Point sound source for acoustic experiments	<b>Pair of tuning weights EBU10119</b>	<b>Polyoxymethylene Test Block</b> - examine the spread of transverse waves in plastic and reveal the elastic constants EBU10023
<b>Analog Sound Meter EBU40182</b>	<b>Tuning fork, 440 Hz, on resonant box EBU10121</b>	<b>Reflection Block</b> - Fine-tune your studies of sound by measuring attenuation as a function of frequency and multiple echoes from this polished polyacrylate block. EBU10025
<b>Digital Sound Meter EBU40183</b>	<b>Striking hammer, soft EBU10122</b>	<b>Set of 3 cylinders</b> - ascertain the speed of sound and the attenuation of ultrasonic waves in transparent acrylic EBU10026
<b>Microphone probe EBU20601</b> - measuring changes in sound pressure in Kundt's tube. A miniature microphone is attached to the end of a long rod made of stainless steel. I	<b>Set of 4 tuning forks, C-major chord, on resonance boxes EBU10125</b>	<b>Acrylic Body with Drilled Holes</b> - determining the speed of sound and the lessening of ultrasonic signals in polyacrylate, localizing defects EBU10027
<b>Adapter for microphone probe / digital counter EBU20603</b> Adapter for direct connection of the microphone probe (EBU20601) to the digital counter (EBU21000-115)	<b>Tuning fork w/ Recording Stylus EBU10110</b>	<b>Ultrasonic Coupling Gel</b> - Secure the ultrasonic transducers to solid test objects with this special coupling gel, for example the sound trough (from EBU10020). Contents: 250 ml EB Xp999
<b>Mechanical Wave Driver EBU17220</b> The exciter generates low-frequency waves.	<b>Oscillation Apparatus EBU21110</b> - For investigating and demonstrating harmonic as well as forced oscillations up to the resonance frequency	<b>Resonance Bowl EBU30001</b> - Dating from the Song Dynasty (960-1279 A.D.), this bronze basin has two prominent handles and four fish in relief on the bottom, as well as lines emanating from the mouths or tails of the fish
<b>Demonstration Wave Machine EBU45011</b> - This wave machine is intended for conducting a wide range of experiments to demonstrate the behaviour and properties of transverse waves	<b>Demonstration Wave Machine, single module EBU45012</b> - The single module can be used to perform demonstrations of all the afore-mentioned experimental topics, except for reflections at transitions and transition coupling	<b>Wave Channel for Water EBU8431411</b> - For the demonstration and investigation of the wave properties of water. Y-shaped channel made of plexiglass with two wave exciters, which can be used for both in-phase and antiphase mode

## Atomic & Nuclear

<p><b>Electron Tubes EBU18500</b>            Tube Holder EBU18500 - The tube holder serves as a mounting for the entire tube program (EBU18552.. EBU18571 ) for the student experiments and related accessories, such as Helmholtz coils (EBU18505) and auxiliary coil (EBU18506)</p> 	<p><b>Helmholtz Coils EBU18505</b>            For generating magnetic fields for electron-beam deflections in the tube holder (U18500). The tube holder allows the coils to be configured in the Helmholtz geometry or at variable</p> 	<p><b>Auxiliary Coil EBU18506</b>            The auxiliary coil can be used to apply crossed B-fields vertically with respect to the tube axis, if the coil is mounted on the universal holder between the Helmholtz coils</p> 
<p><b>Planar Diode EBU18550</b>            For investigating the Edison effect (thermionic effect) representing emission currents as a function of the heating power of the hot cathode</p>	<p><b>Diode EBU18550 Planar</b>            For investigating the Edison effect (thermionic effect) representing emission currents as a function of the heating power of the hot cathode</p>	<p><b>Triode EBU18554</b>            For quantitative investigations of controllable high-vacuum tubes. Recording triode characteristics, determining the negative polarity of electron charges and generating cathode</p>
<p><b>Luminescence Tube EBU18552</b>            For investigating luminescence during and after electron bombardment of a phosphorous anode, as well as excitation of fluorescence and phosphorescence</p>	<p><b>Maltese-cross Tube EBU18553</b>            For demonstrating the linear propagation of electron beams in field-free spaces by projecting the shadow of a Maltese cross on a fluorescent screen</p>	<p><b>Perrin CR Tube EBU18554</b>            For demonstrating the negative polarity of electron beams through magnetic and electric deflection of the beams toward a laterally positioned Faraday cage connected with an electroscope</p>
<p><b>Thomson Tube EBU18555</b></p>	<p><b>Gas Triode, Helium filled EBU18557</b></p>	<p><b>Gas Triode, Neon filled EBU18558</b></p>
<p><b>Tube for Investigating Critical Potential, Helium Filled EBU18560</b></p>	<p><b>Tube for Investigating Critical Potential, Neon filled EBU18565</b></p>	<p><b>Dual-Beam Tube EBU18570</b></p>
<p><b>Electron Diffraction Tube EBU18571</b></p>	<p><b>Discharge Tube EBU18580</b></p>	<p><b>Digital Display with Adjustable Threshold EBU18620</b></p>
<p><b>High-Voltage Power Supply, 350 V EBU18645</b></p>	<p><b>Control Unit for Critical Potential Tubes EBU18650</b>            operating the critical potential tubes</p>	<p><b>Demonstration Tube Holder EBU19100</b>            For mounting all demonstration tubes (EBU19150 .. EBU19172)</p>



## Atomic & Nuclear

<b>Demonstration Helmholtz coils EBU19105</b> generating a homogeneous magnetic field when mounted in the demonstration tube holder EBU19100	<b>Demonstration Auxiliary Coil EBU19106</b> generating two perpendicularly aligned magnetic fields in conjunction with the demonstration Helmholtz coils EBU19105	<b>Demonstration Planar Diode EBU19150</b> investigating the Edison effect (thermionic effect) and emission currents as a function of the heating power of hot cathodes, recording diode characteristics and demonstrating the rectifying action of diodes
<b>Demonstration Planar Triode EBU19151</b>	<b>Demonstration Luminescence Tube EBU19152</b>	<b>Demonstration Perrin Tube EBU19154</b>
<b>Demonstration Electron-Beam Deflection Tube EBU19155</b>	<b>Demonstration Planar Triode, gas-filled EBU19157</b>	<b>Optical Equivalent to Debye-Scherrer Interference EBU19172</b>
<b>Demonstration Tube for Examining Critical Potential EBU19160</b>	<b>Demonstration Dual-beam Tube EBU19170</b>	<b>e/m for the Electron EBU40552-115</b> Measures the charge to mass ratio of the electron

## Electron Spin Resonance (ESR) & Nuclear Magnetic Resonance (NMR)

<b>Peak Display EBU18621</b>  Dual-channel LED bar display is intended for direct use with the control panel (EBU18800) and serves for representing the applied magnetic-field intensity and resonance frequency	<b>Plug-in Power Supply, 12 V, 23 W EBU18700-115</b>  Plug-in power supply with an electronically regulated output voltage for supplying the electronic modules of the tube program. Connecting lead with a 6-pole, self-locking special plug	<b>Basic Equipment Set for ESR/NMR EBU18803</b>  This basic equipment set is intended for investigating the electron spin resonance (ESR) of an unpaired electron of a DPPH sample as well as the nuclear magnetic resonance (NMR) of glycerin, teflon and polystyrene
<b>Equipment Set for ESR EBU18850</b>  Intended for investigating electron spin resonance, this set consists of an ESR sample head for mounting ESR samples in the high-frequency coil. Includes a high-frequency generator	<b>Equipment Set for NMR EBU18902</b>  Intended for investigating the nuclear spin resonance of three different samples, this set consists of an NMR sample head for mounting NMR samples in the high-frequency coil	<b>Basic Nuclear Lab Station, Mac EBU41310</b>  Designed for high school and junior college level nuclear science instruction, this system provides a complete solution for performing many basic nuclear demonstrations and experiments

**Set of 5 sources Cs-137, Co-60, Sr-90, Tl-204 and Po-210, the RSS-5-alpha, beta and gamma emission EBU41512**

## Electricity & Magnetism Amplifiers

Microvoltmeter for 200V, 50/60 Hz EBU8530501 Measurement	Amplifier for 115 V, 50/60 Hz EBU8531401	Basic Nuclear Lab Station, Mac EBU41310
--	--	---

## Demountable Transformer

<b>U-Core with Yoke EBU21860</b> Fits with coils EBU21861-864 to assemble a transformer	<b>Coil, 600 turns EBU21861-</b> conjunction with the U-core with yoke EBU21860	<b>Coil, 1200 turns EBU21862 -</b> conjunction with the U-core with yoke EBU21860
<b>Coil, 70 turns EBU21863</b> conjunction with the U-core with yoke EBU21860	<b>Coil, 35 turns EBU21864</b> conjunction with the U-core with yoke EBU21860	<b>Transformer Core with Yoke EBU8497180</b>
<b>Coil w/ 5 turns EBU8497320 -</b> conjunction with the U-core with yoke EBU21860	<b>Nails for Nail Fusing Experiment - EBU8497331</b> For experiments involving fusing using high current coil EBU8497406, Set of 20 Nails	<b>Coil for the Dismantlable Transformer, 6 turns - EBU8497406</b> High current coil for nail fusing experiment. • Coils made of shock-proof plastic • Contact-safe with safety sockets
<b>Coil for the Dismantlable Transformer, 72 turns - EBU8497410</b>	<b>Coil for the Dismantlable Transformer, 600 turns EBU8497430</b>	<b>Coil for the Dismantlable Transformer, 1200 turns EBU8497440</b>
<b>Coil for the Dismantlable Transformer, 6000 turns EBU8497450</b>	<b>Coil for the Dismantlable Transformer, 24000 turns EBU8497460</b>	<b>Waltenhofen's Pendulum EBU8497500</b> demonstration of the effects of eddy currents and braking

## Electricity & Magnetism




<b>Electrostatic Equipment Set EBU10170</b>	<b>Permanent Magnet w/ Adjustable Pole Spacing EBU10370</b>	<b>Electromagnetic Test Equipment EBU10371</b>
<b>Lorentz Motor EBU10372</b> for installation inside the permanent magnet with adjustable pole spacing EBU10370	<b>Metal Ring EBU10374</b> For Thomson's ring experiments in conjunction with the mains coil EBU8497430 and the transformer core with yoke EBU8497180	<b>PEM Solar Hydrogen Module EBU10900</b> solar cell, PEM electrolyser, gas accumulator, PEM fuel cell and electrical load
<b>Solar Hydrogen Model EBU10920</b>	<b>Complete Student Fuel Cell Kit EBU10955</b>	<b>Fuel Cells for Cars EBU10956</b>
<b>Morse Key EBU11045</b> Changeover switch for briefly opening and closing electrical circuits	<b>Faraday Cup EBU11050</b> Aluminum cup for investigating the charge distribution in the case of a hollow metal body	<b>Sphere with plug EBU11054</b> For experiments on electrostatics
<b>Equipment Set for Electrochemistry EBU11100</b>	<b>Electrochemistry Kit with Case EBU11110</b>	<b>pH Combined Electrode EBU11111</b>
<b>Zero-point Galvanometer CA 403 EBU11170</b>	<b>Resistance decade 0.1 Ohm up to 1 Ohm EBU11180</b>	<b>Resistance decade 1 Ohm up to 10 Ohm EBU11181</b>
<b>Resistance decade 10 Ohm up to 100 Ohm EBU11182</b>	<b>Resistance decade 100 Ohm up to 1 kOhm EBU11183</b>	<b>Resistance decade 1 kOhm up to 10 kOhm EBU11184</b>
<b>Resistance decade, 1 <math>\Omega</math> up to 10 <math>\Omega</math> EBU11185</b>	<b>Capacitance decade 0.01 <math>\mu</math>F up to 0.1 <math>\mu</math>F EBU11190</b>	<b>Capacitance decade 0.1 <math>\mu</math>F up to 1 <math>\mu</math>F EBU11191</b>

## Electricity & Magnetism



Capacitance decade $1 \mu F$ up to $10 \mu F$ EBU11192	Function Generator 5.1 MHz and Frequency Meter 100 MHz for 115 V, 50/60 Hz EBU11195	Function Generator 5.1 MHz and Frequency Meter 100 MHz with Interface for 115 V, 50/60 Hz EBU11196
Universal Demo-Multimeter TRMS for 115 V, 50/60 Hz EBU11197	Magnetic Field Experiments Kit EBU11450	Ammeter, DC EBU11810
Voltmeter, DC EBU11811	Ammeter, AC EBU11812	Voltmeter, AC EBU11813
Galvanometer, DC EBU11814	Inductance Decade EBU11820	Capacitance Decade EBU11821
Resistance Decade EBU11822	Set of 3 induction coils EBU12250	Coil of variable number of turns EBU12251
Set of 15 safety patch cords, 75 cm EBU13802	Crocodile Clip 4 mm, Not Insulated EBU13805	Safety Crocodile Clip 4 mm EBU13806
Leclanché Cell EBU14330	Daniell cell EBU14331	Hofmann water-decomposition apparatus EBU14332
Gas-collection Tubes EBU14333 For Hofmann water-decomposition apparatus with scaled tubes	Platinum electrodes, pair EBU14334 For Hofmann water-decomposition apparatus	Leveling Bulb, 250 ml EBU14335 Spare glass bulb for Hofmann water-decomposition apparatus. Volume: 250ML
Van de Graaff Generator with Discharge Electrode EBU15300	Kolbe's Electroscope EBU15330	Rheostat, 1 $\Omega$ EBU17350
Cubical Magnet Model EBU15350 demonstrating the properties of the crystal lattice of ferromagnetic	Electroscope EBU17250	Conductor, Straight, on Acrylic Glass EBU15340 demonstrate the magnetic fields of current-carrying conductors
Rheostat, 3.3 $\Omega$ EBU17351	Rheostat, 10 $\Omega$ EBU17352	Rheostat, 33 $\Omega$ EBU17353
Rheostat, 100 $\Omega$ EBU17354	Rheostat, 330 $\Omega$ EBU17355	Rheostat, 1000 $\Omega$ EBU17356
Rheostat, 3300 $\Omega$ EBU17357	Analogue Multimeter Zero Point Center/Left EBU17450	Analog Multimeter EBU17451
Analog Multimeter, 10 mV to 650 V EBU17452	Pair of Bar Magnets, 80 mm EBU19550	Pair of Bar Magnets, AlNiCo EBU19551
Pair of Bar Magnets, 150 mm EBU19552	Horseshoe Magnet with Yoke EBU19553	Magnetic Equipment Set EBU19555
Soft-Iron Bars EBU19556	Natural Magnet EBU19557	Pocket Compass EBU19561
Appliance for the introduction of Lenz's law EBU21602	Magnetic Needle EBU21603	U-Core with Yoke EBU21860
Magnetic Field Inclinator EBU21900	Helmholtz Coils on Base Plate EBU21901	Variable Inductance Coil EBU21903
Plate Capacitor EBU30040	Passive Component LCR Meter EBU40162	Manual Ranging MultiMeter EBU40165
True RMS Auto-ranging multiMeter EBU40166	MultiMeter + Infrared Thermometer EBU40167	Waterproof PHSCAN pH meter EBU40176
Dual Analog Metering EBU40180	Discharge Electrode EBU42502	Van de Graaff Generator Jr. EBU42510
Diamagnetic Levitation Apparatus EBU45051	Resistance Bridge EBU51002	Plate Capacitor, 500 cm <sup>2</sup> EBU8492345
Suspended Magnet EBU8495225	Waltenhofen's Pendulum EBU8497500	Teslameter, flexible magnetic-field probe EBU8533981



## Electrochemistry

<p><b>PEM Solar Hydrogen Module EBU10900</b></p> <p>Solar hydrogen model consisting of solar cell, PEM electrolyser, gas accumulator, PEM fuel cell and electrical load</p> 	<p><b>Multi-purpose cell set for demonstrating hydrogen technology EBU10940</b></p> <p>The electrochemical cell combines all known functions of PEM cell (Proton-Exchange-Membrane): Electrolysis and fuel cell, hydrogen and oxygen pump</p> 	<p><b>Introductory Fuel Cell System EBU10950</b></p> <p>An ideal introduction to fuel cell technology. The same product found in the Student Kit, is now available individually</p> 
<b>Complete Student Fuel Cell Kit</b>	<b>Fuel Cells for Cars</b>	<b>Electrochemistry Kit with Case</b>

## Electromagnetism & Electrostatics

<p><b>Electromagnetic Test Equipment EBU10371</b></p> <p>This equipment consists of a stable, firm, anodized-aluminum tripod with pre-defined magnet positions and accessory mountings</p>	<p><b>Electrostatic Equipment Set EBU10170</b></p> 	<p><b>Faraday Cup EBU11050</b></p> 
<b>Charge spoon, small EBU11051</b>	<b>Charge spoon, large EBU11052</b>	<b>Friction rods EBU11053</b>
<b>Sphere with plug EBU11054</b>	<b>Van de Graaff with Discharge Electrode EBU15300-230</b>	<b>Rubber band for Van de Graaff generator EBU15301 (For EBU15300)</b>
<p><b>Whimshurst Machine EBU41020</b></p> <p>Provides high voltage electric charges</p>	<p><b>Spin electroscope EBU41005</b></p> <p>Demonstrating the effect of electric fields</p>	<p><b>Gold Foil Electroscope EBU41010</b></p> <p>high sensitivity electroscope can detect the charges a regular electroscope cannot detect</p>
<b>Electric Field Meter Accessory Kit EBU8533050</b>	<b>Electric Field Meter, 50/60 Hz EBU8533011</b>	<b>Axial-tangential Field Probe EBU8533997</b>

## Training

Technology Education - We provides courseware and laboratory equipment for comprehensive technical training in the areas of communication technology, motorcar, electrical, electronic, mechanical, chemical engineering, power technology and control systems.

Principles of Electricity & Electronics  
Principles of Pneumatics  
Principles of Mechanisms  
Principles of Hydraulics  
Pneumatic Robotics Module  
Principles of Industrial Sensors  
Principles of Programmable Logic Controllers

Industrial Pneumatics  
Industrial Hydraulics  
Principles of Programmable Logic Controllers  
Machine Process Control System  
Ancillary Device Control System  
(DPC) Analog (Digital) Process Control System  
AC Drive Training System  
Trainer Programmable Logic Controller Training System  
Advanced Model Troubleshooting Training Devices  
Advanced Model Digital Electronics Training system

### VE-12209

Electric maintance exam  
Program set



### C VE-13109

*Principle of Microprocessor set*



### VE-12101B

Electric circuit experiment station



### VE-12205

Industrial Power control  
system



### BVE-12206

Low votage power station



### VE-41

Multi media control system  
for language experiment



### VE-12305

Programmable Logic  
Controller Training System



### VE-12310

Simulation Lift training model



### VE-12501

Air condition / Refrigerant  
training system



## TELECOMMUNICATIONS TEST EQUIPMENT

### TV & Satellite Level Meters



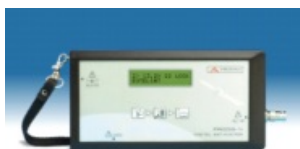
- Advanced TV & Satellite Level Meter
- V & Satellite Analyser
- Level Meter for Analogue and Digital TV
- TV & Satellite Level Meter
- IF and UHF Signal Generator
- Satellite Detector
- Noise Generators
- 2.4 GHz Band Converter
- 5.8 GHz Band Converter
- Master Aerial
- PKwatch
- Propower Power Line Communications Test
- Mains Cable Tracer (Power Line)

### Cable TV Analysers



- DOCSIS Cable modem analyser
- Cable TV Analyser Multistandard QAM
- Cable TV Analyser with Spectrum analyser
- Cable TV Analysers
- Basic Cable TV analyser
- Return path pilot generator
- Headend Return Path Monitor

### Satellite TV Analysers



- Satellite hunter
- TV & Satellite signal detector

### Digital Terrestrial TV



- Digital Analog/Digital Terrestrial TV meter

### Monitoring systems



- PROWATCH

### Power Line Communications (PLC)



- PROPOWER-5 Spectrum Analyser
- PROPOWER-3 Signal generator
- PROPOWER-1 Noise generator
- Cable tracer for Power Line (PLC)

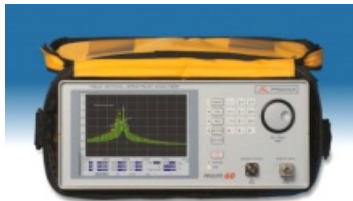




### Wireless Communications (Wi-Fi)

- PROLINK-4/4C Premium ADVANCED TV &
- Satellite Level Meter
- 2.4 GHz BAND CONVERTER

## OPTICAL FIBRE INSTRUMENTS



### Optical Spectrum Analyser

- PROLITE-60 Field Optical Spectrum Analyser



### Optical Power Meters and LASER Sources

- PROLITE-20/21 Optical power meters
- PROLITE-23 Optical power meter
- Dual wavelength laser light source
- Double LASER Source
- Visual Fault Locator



### OTDR and Other Optical Test Devices

- Micro OTDR
- Optical Test Meter
- Optical Fibre Identifier

## TV GENERATORS



### Analogue TV Signal Generators

- Multistandard TV Signal Generators
- Signal Generator with CCIR Channels
- Signal Generator



### Digital TV Signal Generators

- DVB-T and Multistandard TV Generator
- Multistandard TV and MPEG Signal
- Generator



### Multimedia Generators

- Monitor Signal Generator

## NETWORKS AND TELEPHONY



### Networks and Telephony

- Cable Tester
- Cable Tracer
- LAN and Telephony Cable Tester
- Network Analyser Voice and Data

## RF INSTRUMENTATION



### Spectrum Analysers

- Spectrum Analysers



### Radio Communications Analyser

- Radio communications Analyser



### RF Generators

- 2 Ghz Synthesised Generator
- 1 GHz Synthesised Generator

## TEST AND MEASUREMENT



### Logic Analysers

- 48 Channels Logic Analyser
- 32 Channels Logic Analyser



### Frequency Counters

- Digital frequency counter
- Handheld digital frequency meter



### Power Supplies

- Power Supplies



### LF Function Generators

- GF-941 Function Generator
- GF-230, GF-232 Function Generators
- LF Generator



### Audio Analysers

- Audio Analysers



### Components Tester

- Capacity Meter
- L, C, R Components Tester



### Digital Multimeters

- Poliscopes
- Industrial Series
- Personal Tester
- Student Series
- Digital Multimeter
- Multimeter



### Oscilloscopes

- Digital Storage Oscilloscope
- Analogue Oscilloscopes



### Universal Programmers

- EPROMs Eraser
- Universal Programmer
- Universal Programmer



### CRT Rejuvenators

- CRT Rejuvenator
- Adapters for TRC Tubes



## ELECTRICAL MEASUREMENT


### Electrical Measurement Inst.



- Digital RCD Tester
- Audio Impedance Tester
- Electrical Multifunction Network Analyser (LOOP, PSC and EARTH TESTER)
- Digital Earth Resistance Meter
- Insulation Tester
- Wattmeter Clamps
- Current Clamps
- Digital Isolation Meter
- Earth Meter
- Tachometer
- Lux Meter
- Phase Sequence Indicator
- Cable Tracer

## ELECTRONIC TRAINING EQUIPMENT

### Technology Training Systems



- Fibre Optics Communications Training System
- Digital Communications Training System
- Analogue Communications Training System

### Consumer Electronic Training Systems



- DVD Training System
- Universal Antenna Training System
- Amplifier Training System
- Computer Training System
- Radio Training System
- Color TV Training System
- Telephony Training System Analog / Digital
- Video Cassette Recorder Training System

### Industrial Electronic Training Systems



- PLD Devices Training System
- Microcontroller Training System
- Microprocessor Training System